

DiLUSSO

A P P L I A N C E S



Experience the **Di**fference

- European style at an affordable price
- European components, e.g. Italian SabafBurners , German Schott CeranGlass
- 3 years parts and labour warranty
- Response within 24hrs of receiving service enquiry via 1300 hotline
- Max. 3 working day turnaround for servicing
- Distribution centres along East coast + Tasmania



Selling Features in Detail –Ovens

- OV605DMS/OV605DMB –Power Source is 10Amp Plug-in, meaning consumer can plug into any standard powerpoint–perfect for renovators and people replacing an oven as they can literally slide into cavity and plug in power
- Most ovens on market are 15Amp and require electrician to set up direct line from Electricity mains
- Triple layer cool touch glass on all ovens
- All glass can be easily removed and replaced for cleaning
- Fingerprint resistant stainless steel + High grade easy clean enamel interior
- 82L capacity on all 60cm ovens excl. OV608SDS –one of the largest on market
- 100L capacity on 90cm ovens -OV908DSL, OV911TBL
- Telescopic rails + racks on OV609DDS, OV609DDB, OV608SDS, OV908DSL, OV911TBL
- In-built rotisserie on OV908DSL, OV911TBL



OV605DMS



OV609DDB



OV608SDS


Side Open Reversible Door



OV911TBL

Selling Features in Detail –Cooktops

- All gas burners are Made in Italy –SabafBurners –the worlds most consistent flame burner
- All gas cooktops are equipped with flame failure devices which cut off gas when flame is put out for any unknown reason
- Automatic under knob ignition for gas cooktops
- Gas cooktops are compatible with Natural Gas & LPG
- All trivets, burner caps and knobs are removable and dishwasher safe
- All glass on ceramic cooktops is German Schott Ceranglass
- Bevelled Edges on CC604MBT, CC905MBT, IC603GKB, IC904GKF
- Residual head indicators on ceramic cooktops
- Overheating protection on ceramic cooktops
- Child lock and auto off timer on all models excl. CC604MK
-



GC604MBFC



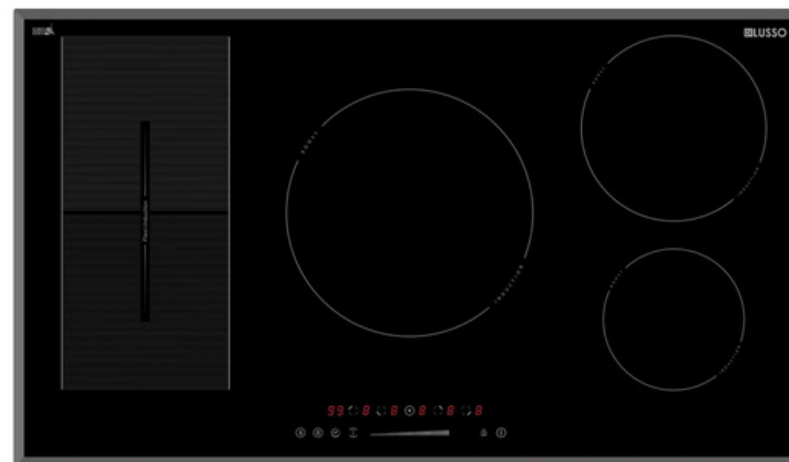
GC604MBT



CC604MBT



GC915MSFC



IC904GKF

Selling Features in Detail –Rangehoods

- All rangehoods(excl. TH602MSL) air movement can be ducted or recirculating
- LED lights on all rangehoods
- Charcoal filters are available as an option for all rangehoods(excl. TH602MSL)
- All rangehoodsare 10Amp plug in
- Fascia on slideoutrangehoods (TH602MSL & TH604MSL) can be removed and replaced with kitchen door panel
- 2 stainless steel fascia's provided with TH604MSL depending on which method of ducting required
- Full 90cm undermount concealed rangehood available –CE928MP
- Strong suction on all models
- All filters are dishwasher safe



TH604MSL



CE528MP



CH924S



CH903GST

Selling Features in Detail –Q-Series Rangehoods

- Solution to the consumer dilemma: “The need for a strong sucking rangehoodbut not wanting the associated noise” –A true lifestyle solution
- Close to negligible noise in kitchen during operation
- Strong 1000m3/hr air flow
- Up to or greater than 50% \$\$ savings compared to competitors
- External motor rangehoodis interchangeable with conventional motor installed within the rangehoodunit –only brand on market offering this option
- LED lights on all rangehoods
- All filters are dishwasher safe



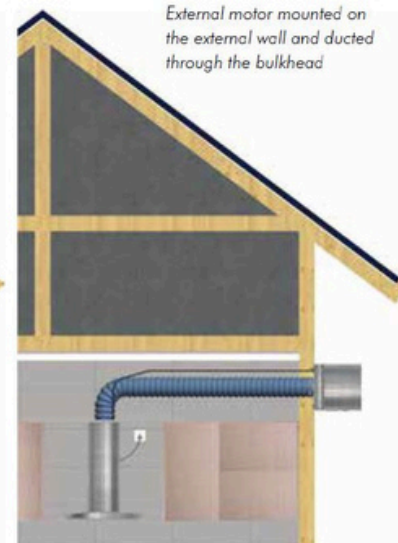
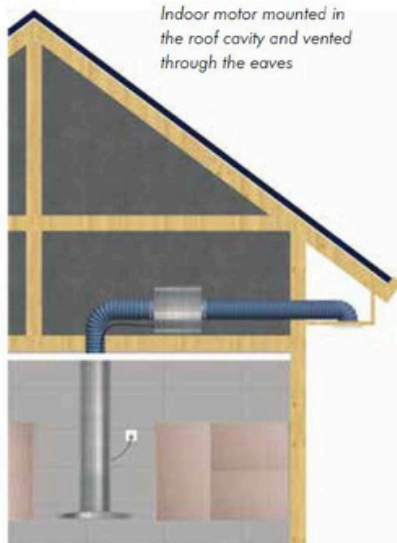
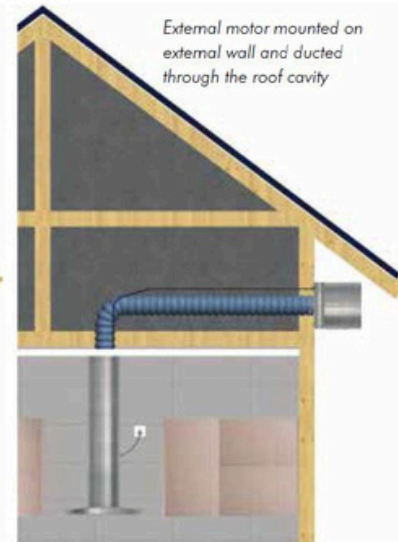
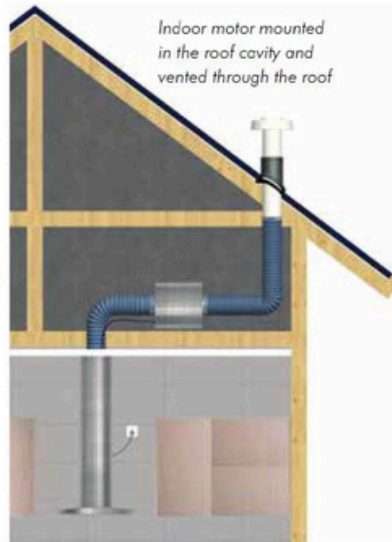
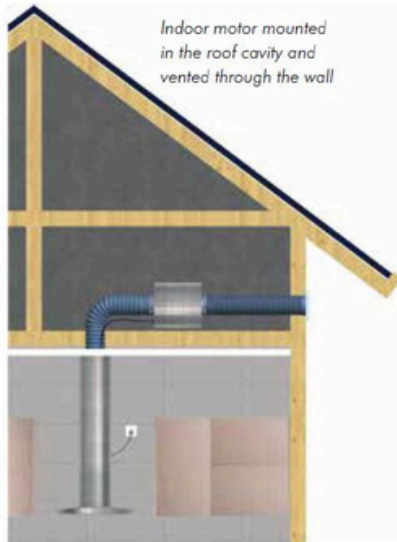
Indoor Motor - HGIX



Outdoor Motor - HG55



Q-Series Installation Options





CE600HSS-EXT



CH607GSS-EXT



CH917BBL-EXT



CH921SS-EXT

Selling Features in Detail –Dishwashers

- Aquasafeflood protection on all models except DW269SS
- Top cover is removable
- All dishwashers come with 6 washing programs with DW360FI having 8 programs
- Drying setting on all models including standard DW269SS
- DW45DGS & DW269SS comes with a cutlery basket
- DW365DGS comes with a third level cutlery rack
- DW45MS –9 place settings , DW269SS –12 place settings , DW365DGS & DW360FI –14 place settings
- DW45MS is 45cm wide –perfect for small kitchens
- Electronic soft press controls on DW269SS
- LED display on DW365DGS & DW360FI
- All dishwashers have legs which can have height adjusted



DW45MS




DW365DGS



DW360FI

Black Dishwashers



DW45MBP



DW269BP

Selling Features in Detail –Microwave Oven

- True Built-in microwave with no separate trim kit
- Glass turn-table
- Complimentary metal grill rack
- Auto weight defrost
- Programmable multistage cooking
- 900W Microwave function & 1000W Grill power
- Touch control on black glass model MC025FTB
- 25L/28L capacity
- 10Amp plug-in
- Child lock



MC025FTB

Selling Features in Detail –Steam Oven

- Patented External Water Inlet system –do not need to disturb steaming procedure to refill water
- Water reservoir drains automatically via a flip out spout
- 33L capacity –largest volume on market comparing size by size
- Full stainless steel chamber
- Digital touch LED controls & display
- Advantage of steam cooking is food smells is not transferred across different levels of food being steamed at same time
- Complimentary stainless steel rack, perforated steaming tray, solid steaming tray & water jug
- Built-in & table top options -both 10Amp plug-ins





SO60SBBI



SO60BBBI



SO633WWFS/SO633BBFS



Selling Features in Detail –Combi Steam Oven

- Patented External Water Inlet system –do not need to disturb steaming procedure to refill water
- Water reservoir drains automatically via a built in outlet or flip out spout (freestanding model)
- Built in model –Steam, Fan forced, Top element baking, Grill functions
Freestanding model –Steam, High temperature steam, Steam assist, Convection and Grill functions
- Reduced cooking times and subsequent energy saving –up to 50%
- 45L capacity –largest volume on market comparing size by size
- Full stainless steel chamber
- Digital touch LED controls & display
- Complimentary stainless steel rack, perforated tray, solid tray & water pitcher
- Built-in (15 Amp plug in) & table top (10 amp plug in) options



CSO45SBI



CSO45BBI



CSO28SBFS-SILVER



CSO28ABFS-BLACK



CSO28RBFS-RED



Filling Water



Flip Out Spout to Drain Water

DiLUSSO
APPLIANCES

Q
SERIES

The quieter alternative.



Di Lusso rangehoods offer you a *quieter* alternative.

Due to our unique design, you have the option of installing your rangehood motor internally or externally.

By positioning the motor away from the rangehood body, the associated noise is greatly reduced.

The motor can be mounted inside your bulkhead or roof cavity or on an external wall of your home.

If you initially chose your Di Lusso rangehood with a conventional internal motor, you have the choice in the future to convert your rangehood into a external motor rangehood.*

By purchasing an external motor body, you can keep the rangehood design you love, but take away the noise you hate.

* available on Q series models only.

Di Lusso Q series rangehoods all have warm, white LED lighting, so you can clearly see your creation in the making.

Our touch control models also have a remote control option, so you can be in control from anywhere in your kitchen.


Q SERIES MOTOR SPECIFICATIONS

Capacity*	1000m3/hr
Power	380W
Noise Rating*	<59db (at motor location)
Dimensions	Indoor Motor HGIX 338 x 305 x 276mm
	Outdoor Motor HGSS 368 x 346 x 289mm

* the actual capacity and noise will vary depending on the location of the motor



Outdoor Motor (HGSS) for mounting on external wall.



Indoor Motor (HGIX) for mounting inside roof or cavity.

Experience the
Difference

INSTALLATION OPTIONS

Di Lusso Q series rangehood motors have a four meter long power cord. You can choose to place the motor inside your bulkhead, roof cavity or on an external wall.

The metal blades used in the motor provide a more consistent airflow and durability.

The housing for the motors are made of stainless steel.

The external mounting housing is of higher 304 grade stainless steel and comes with metal mesh insect guard.

For internal mounting you have the option of venting it through your roof, wall or eaves.

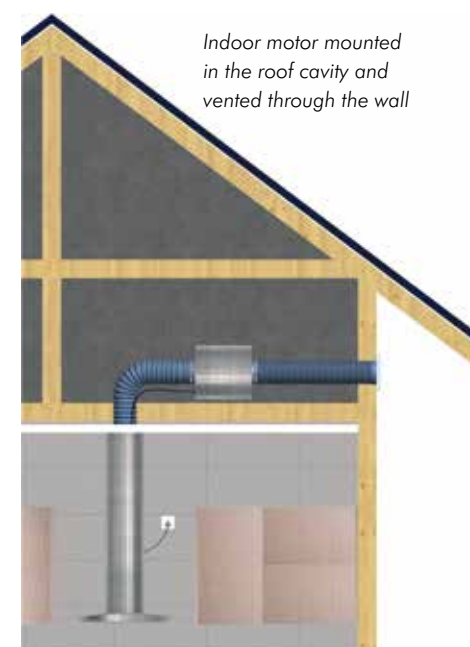
Choose motor model "HGIX" for internal mounting and "HGSS"* for external mounting.

Ducting and vents are not included with the rangehood however can be purchased separately.

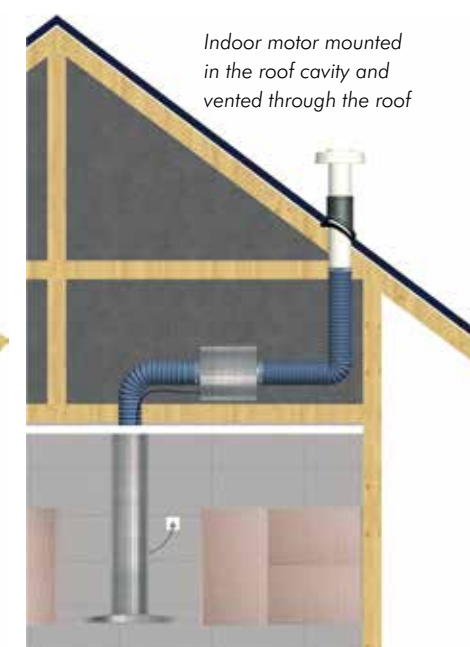
Di Lusso recommends flexible ducting.

Ensure ducting is pulled tight and excess discarded for optimum power and minimum noise.

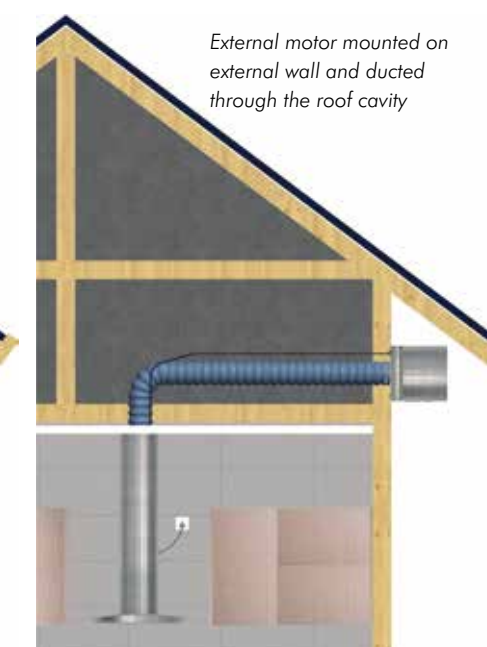
* external mounting not suitable for homes near water



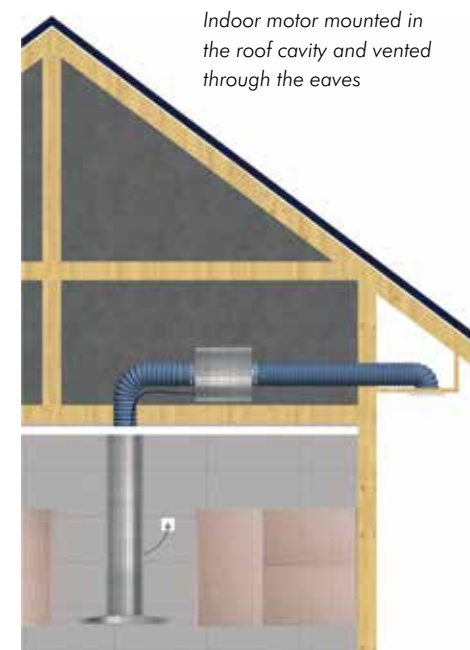
Indoor motor mounted in the roof cavity and vented through the wall



Indoor motor mounted in the roof cavity and vented through the roof



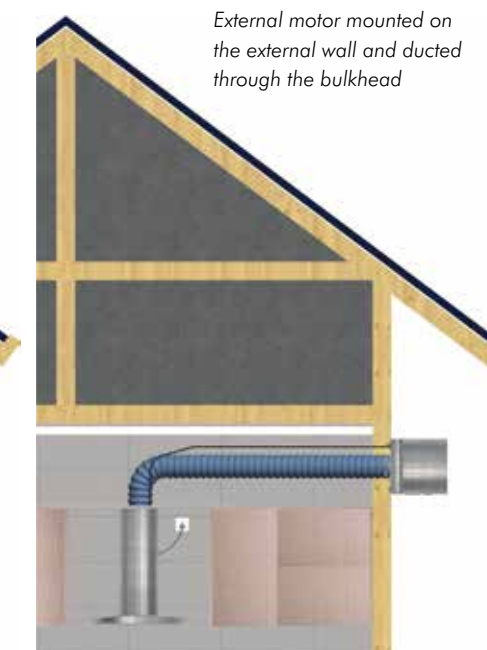
External motor mounted on external wall and ducted through the roof cavity



Indoor motor mounted in the roof cavity and vented through the eaves



Indoor motor mounted in the bulk head and vented through the wall



External motor mounted on the external wall and ducted through the bulkhead

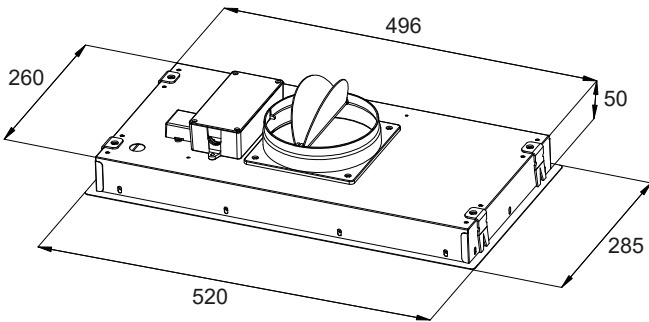
Motor should be placed where it can be easily accessible for possible future servicing requirements.

CONCEALED RANGEHOOD

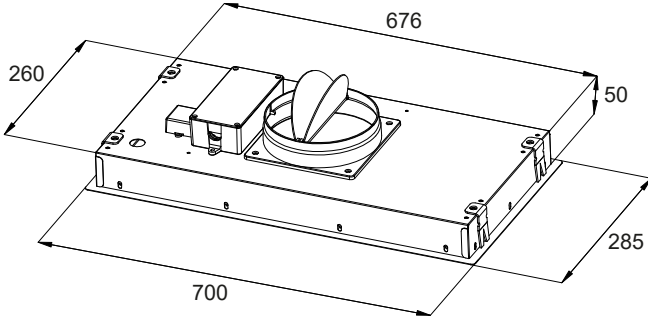
520MM/700MM



FINISH	<ul style="list-style-type: none">Stainless Steel	MOTOR	<ul style="list-style-type: none">380 watt motor
DIMENSIONS	<ul style="list-style-type: none">CE600HSS-EXT - 520 x 285mmCE900HSS-EXT - 700 x 285mm	NOISE RATING	<ul style="list-style-type: none">< 59db
		SPEEDS	<ul style="list-style-type: none">3 speed soft touch controls
POWER SOURCE	<ul style="list-style-type: none">10amp	FILTER	<ul style="list-style-type: none">1 x Aluminium filter, removable and washable
INSTALLATION	<ul style="list-style-type: none">Undermount	ILLUMINATION	<ul style="list-style-type: none">2 x LED light bars
FLUE Ø	<ul style="list-style-type: none">150mm	OPTIONS	<ul style="list-style-type: none">Indoor motor (code: HGIX)Outdoor motor (code: HGSS)
CAPACITY	<ul style="list-style-type: none">1000m3/hr	WARRANTY	<ul style="list-style-type: none">3 years on body7 years on motor



CE600HSS-EXT



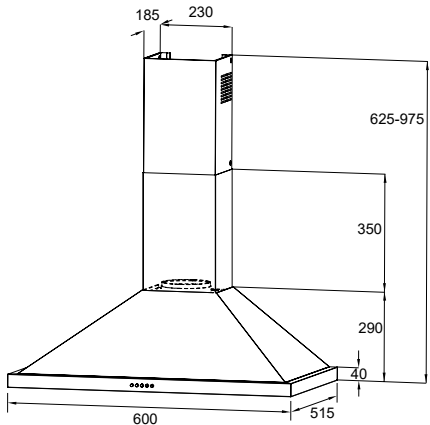
CE900HSS-EXT

SS CANOPY RANGEHOOD

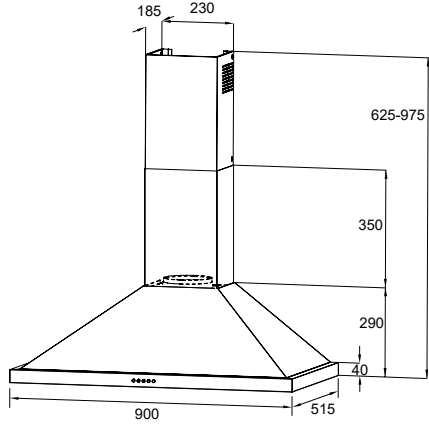
600MM/900MM



FINISH	<ul style="list-style-type: none">Stainless Steel	MOTOR	<ul style="list-style-type: none">380 watt motor
DIMENSIONS	<ul style="list-style-type: none">CH601SS-EXT - 600 x 515mmCH901SS-EXT - 900 x 515mm	NOISE RATING	<ul style="list-style-type: none">< 59db
		SPEEDS	<ul style="list-style-type: none">3 speed soft touch controls
POWER SOURCE	<ul style="list-style-type: none">10amp	FILTER	<ul style="list-style-type: none">Aluminium filters, removable and washable
INSTALLATION	<ul style="list-style-type: none">Wall mounted	ILLUMINATION	<ul style="list-style-type: none">2 x LED lights
FLUE Ø	<ul style="list-style-type: none">150mm	OPTIONS	<ul style="list-style-type: none">Indoor motor (code: HGIX)Outdoor motor (code: HGSS)
MAX HEIGHT	<ul style="list-style-type: none">975mm including body	WARRANTY	<ul style="list-style-type: none">3 years on body7 years on motor
CAPACITY	<ul style="list-style-type: none">1000m3/hr		



CH601SS-EXT

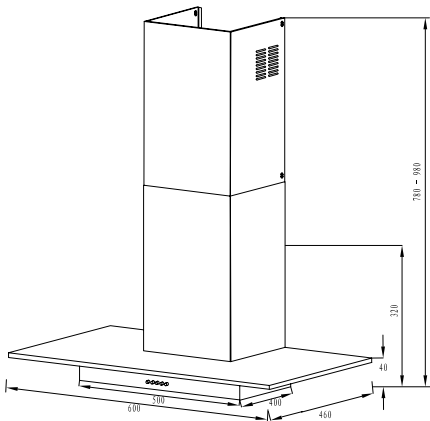


CH901SS-EXT

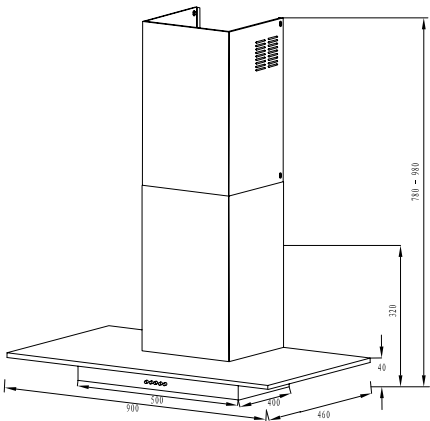
GLASS CANOPY RANGEHOOD600MM/900MM



FINISH	<ul style="list-style-type: none">Stainless Steel	CAPACITY	<ul style="list-style-type: none">1000m3/hr
DIMENSIONS	<ul style="list-style-type: none">CH607GSS-EXT - 600 x 460mmCH907GSS-EXT - 900 x 460mm	MOTOR	<ul style="list-style-type: none">380W motor
POWER SOURCE	<ul style="list-style-type: none">10amp	NOISE RATING	<ul style="list-style-type: none">< 59db
INSTALLATION	<ul style="list-style-type: none">Wall mounted	SPEEDS	<ul style="list-style-type: none">3 speed soft touch controls
FLUE Ø	<ul style="list-style-type: none">150mm	FILTERS	<ul style="list-style-type: none">Aluminium filters, removable and washable
MAX HEIGHT	<ul style="list-style-type: none">980mm including body	ILLUMINATION	<ul style="list-style-type: none">2 x LED lights
		OPTIONS	<ul style="list-style-type: none">Indoor motor (code: HGIX)Outdoor motor (code: HGSS)
		WARRANTY	<ul style="list-style-type: none">3 years on body7 years on motor



CH607GSS-EXT

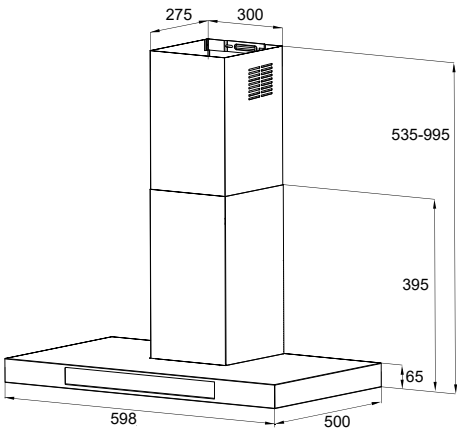


CH907GSS-EXT

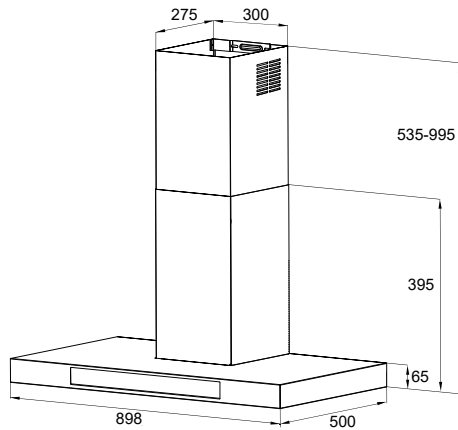
T STYLE CANOPY RANGEHOOD600MM/900MM



FINISH	<ul style="list-style-type: none">Stainless Steel with Black Glass display	CAPACITY	<ul style="list-style-type: none">1000m3/hr
DIMENSIONS	<ul style="list-style-type: none">CH624SL-EXT - 598 x 500mmCH924SL-EXT - 898 x 500mm	MOTOR	<ul style="list-style-type: none">380W motor
POWER SOURCE	<ul style="list-style-type: none">10amp	NOISE RATING	<ul style="list-style-type: none">< 59db
INSTALLATION	<ul style="list-style-type: none">Wall mounted	SPEEDS	<ul style="list-style-type: none">4 speed concealed LED touch control
FLUE Ø	<ul style="list-style-type: none">150mm	FILTERS	<ul style="list-style-type: none">Aluminium filters, removable and washable
MAX HEIGHT	<ul style="list-style-type: none">995mm including body	ILLUMINATION	<ul style="list-style-type: none">LED light bar
		OPTIONS	<ul style="list-style-type: none">Indoor motor (code: HGIX)Outdoor motor (code: HGSS)Remote Control
		WARRANTY	<ul style="list-style-type: none">3 years on body7 years on motor



CH624SL-EXT



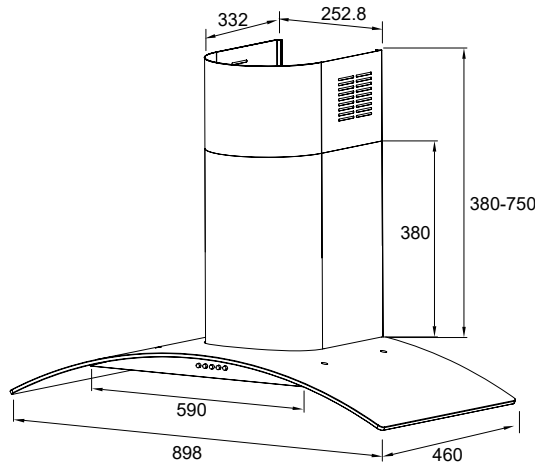
CH924SL-EXT

CURVED GLASS CANOPY RANGEHOOD - 900MM

CH903GSTL-EXT



FINISH	<ul style="list-style-type: none">Stainless Steel with tempered glass	MOTOR	<ul style="list-style-type: none">380W motor
DIMENSIONS	<ul style="list-style-type: none">898 x 460mm	NOISE RATING	<ul style="list-style-type: none">< 59db
POWER SOURCE	<ul style="list-style-type: none">10amp	SPEEDS	<ul style="list-style-type: none">4 speed concealed LED touch control
INSTALLATION	<ul style="list-style-type: none">Wall mounted	FILTERS	<ul style="list-style-type: none">2 x Aluminium filters, removable and washable
FLUE Ø	<ul style="list-style-type: none">150mm	ILLUMINATION	<ul style="list-style-type: none">LED light bar
MAX HEIGHT	<ul style="list-style-type: none">981mm including body	OPTIONS	<ul style="list-style-type: none">Indoor motor (code: HGIX)Outdoor motor (code: HGSS)Remote Control
CAPACITY	<ul style="list-style-type: none">1000m3/hr	WARRANTY	<ul style="list-style-type: none">3 years on body7 years on motor



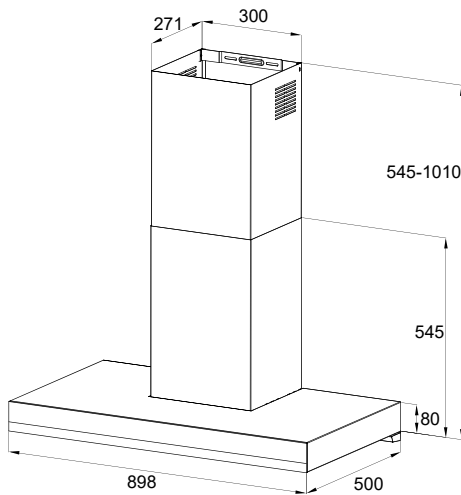
CH903GSTL-EXT

BLACK GLASS BAFFLE FILTER RANGEHOOD - 900MM

CH917BSL-EXT



FINISH	<ul style="list-style-type: none">Stainless Steel with Black Glass display	MOTOR	<ul style="list-style-type: none">380W motor
DIMENSIONS	<ul style="list-style-type: none">898 x 500mm	NOISE RATING	<ul style="list-style-type: none">< 59db
POWER SOURCE	<ul style="list-style-type: none">10amp	SPEEDS	<ul style="list-style-type: none">4 speed concealed LED touch control
INSTALLATION	<ul style="list-style-type: none">Wall mounted	FILTERS	<ul style="list-style-type: none">3 x Stainless Steel Baffle Filters
FLUE Ø	<ul style="list-style-type: none">150mm	ILLUMINATION	<ul style="list-style-type: none">LED light bar
MAX HEIGHT	<ul style="list-style-type: none">1010mm including body	OPTIONS	<ul style="list-style-type: none">Indoor motor (code: HGIX)Outdoor motor (code: HGSS)Remote Control
CAPACITY	<ul style="list-style-type: none">1000m3/hr	WARRANTY	<ul style="list-style-type: none">3 years on body7 years on motor



CH917BSL-EXT



DiLUSSO
A P P L I A N C E S

SHINDA INTERNATIONAL PTY LTD

Unit 7, 9 Mavis Street, Revesby

NSW 2212 Australia

P 1300 358 770 | P 02 9773 7388 | F 02 9773 7399

W www.dilussoappliances.com.au | www.suprema.com.au

suprema™

DiLUSSO

A P P L I A N C E S

KITCHEN
COLLECTION

DiLUSSO



CONTENTS

03

OUR STORY

04

Ovens

07 BUILT-IN

10 FREESTANDING COOKERS

12

COOKTOPS

13 INDUCTION

14 CERAMIC

16 GAS

18

STEAM OVENS

19 BUILT-IN COMBI

20 FREESTANDING COMBI

21 BUILT-IN STEAM

22 FREESTANDING STEAM

23

MICROWAVE OVENS

24

RANGEHOODS

25 CONCEALED

26 TELESCOPIC

28 CANOPY

32

DISHWASHERS

32 FREESTANDING

33 FULLY INTEGRATED



TURN YOUR LOVE
FOR COOKING
INTO A PASSION



EXPERIENCE THE DI LUSSO DIFFERENCE!

Di Lusso presents to you a collection of opulent appliances that will turn your passion for cooking into reality.

Di Lusso Appliances showcases the latest in kitchen technology as well as style. Our niche collection combines premium quality with intuitive features to bring inspiration to your kitchen and cooking.

OUR STORY

Translated from Italian, meaning “Of Luxury”, Di Lusso Appliances offer European style with value added features and designs.

With the customer at the forefront of everything we create, our collection includes built-in ovens, freestanding cookers, designer steam ovens, electric and gas cooktops, stainless steel dishwashers and rangehoods – everything a serious home cook could desire.

Di Lusso is a brand of Shinda Australia, who are renowned for reliability and superior customer service in the Australian market.

Shinda has been committed to providing Australians with innovative and quality products for the kitchen and bathroom since 1995.

This commitment is founded on strong relationships with manufacturers, stringent quality control and a dedicated Australian customer support team.

OVENS

Fan force baking

Triple glazed door

Telescopic rails

experience the **Di**fference



FINGERPRINT RESISTANT STAINLESS STEEL*

Keeps your oven exterior shiny and free of marks. Any stains can be removed with an easy wipe.



TRIPLE GLAZED DOORS

Triple glazed doors are an added safety feature as 3 layers of glass leaves the oven door cool to touch. **Di Lusso**, giving you peace of mind when you have small children who are interested in “What’s cooking?”



TRUE FAN FORCE

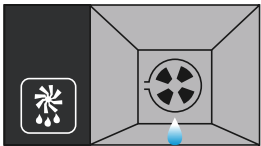
All Di Lusso ovens have a true fan force function even our most basic model. Fan force functionality, unlike fan assisted, has a circular heating element at the back of the oven, where the fan circulates heat evenly inside the cooking chamber, cooking your food evenly.



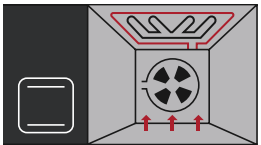
TELESCOPIC RAILS*

Telescopic rails allow the oven rack to extend right out, making it easier for you to baste your food, check on the cooking progress and remove the baking tray. Most **Di Lusso** ovens include two wire racks and a baking tray, giving you flexibility to cook on all different levels.

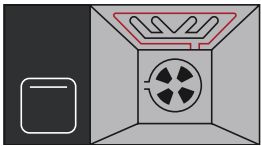
O V E N F U N C T I O N S



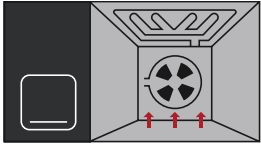
Defrost
The fan operates without the heating elements. Can be used to defrost frozen food. The required time for defrosting depends on the type and quantity of food, and the room temperature. Always check food packaging for instructions. (All models)



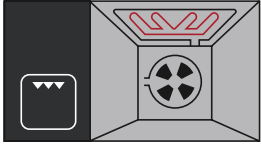
Conventional
The traditional way of cooking, using the bottom and top outer heating elements to provide heat from above and below. It is ideal for pastries and for slow cooking at a low temperature. Best positions are shelf levels 2 and 3.



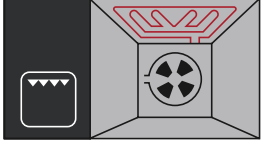
Top Heat
Top outer heating element radiates heat down directly to your food, giving your food a golden brown finish. Also suitable for gentle cooking and reheating meals.



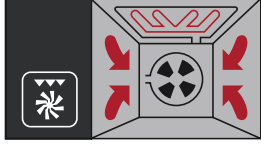
Bottom Heat
Operates the bottom heating element, for more focused heat and control. Use this function to achieve crispy bases in pies and pizzas. Also suitable for slow cooking or reheating meals.



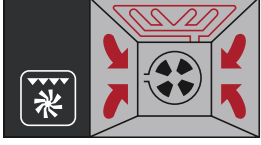
Half Grill
The inner top heating element operates. Provides direct heat to the top surface of the food. It is suitable for small portions of foods, e.g. toast. Keep oven door closed when in use.



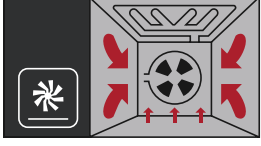
Full Grill
Both outer and inner part of the top heating element operates. It is more suitable for grilling larger portions of foods than the half grill function, e.g. sausages, steaks, fish. Keep oven door closed when in use.



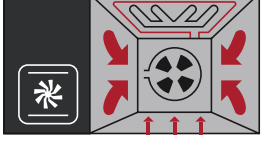
Half Grill + Fan
With fan assisted, the inner top heating element is able to give a very generous coverage of the grill tray from rear to front. Suitable for cooking small portions of food.



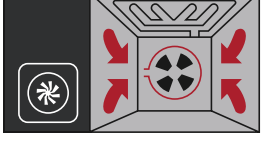
Full Grill + Fan
Both inner and outer part of the top heating element operates with fan assistance. The fan disperses the radiant heat from the elements. Suitable for browning food, whilst keeping it moist. The door must be closed whilst grilling.



Bottom Heating + Fan
Bottom heating element operates with fan assistance. It is perfect for dishes with a pastry base and filling, such as custard tarts. It is also suitable for heating precooked foods, or to sterilize preserving jars.



Top + Bottom Heating Element + Fan
Provides even heating with the top and bottom element and the fan operating simultaneously. Food will be browned on top and heated from the bottom.



Fan Forced
The circular heating element and the fan comes into operation. Heat is distributed evenly to all levels. Several dishes can be cooked on different shelves. Fan forced mode is ideal for baking, cooking large serves of food and cooking different dishes together. (All Di Lusso models)

B U I L T - I N O V E N S

ELECTRIC OVEN - 600MM 5 FUNCTION

OV605DMS



FINISH	Exterior	Black glass with stainless steel trim Triple glazed cool touch door
	Interior	High grade easy clean enamel
DIMENSIONS	595(W) x 596(H) x 546mm(D)	
CAPACITY	82L	
POWER SOURCE	Electricity 10amp plug in	
FUNCTIONS		
STD ACCESSORIES	1 x wire rack 1 x baking tray 1 x grill insert	
SHELVES	5 levels	
FEATURES	5 functions including fan forced Modern slim display panel 120min mechanical timer Oven ventilation system Triple glazed cool touch oven door Removable oven door for easy cleaning	
WARRANTY	3 years	

ELECTRIC OVEN - 600MM 5 FUNCTION

OV605DMB



FINISH	Exterior	Black glass Triple glazed cool touch door
	Interior	High grade easy clean enamel
DIMENSIONS	595(W) x 596(H) x 546mm(D)	
CAPACITY	82L	
POWER SOURCE	Electricity 10amp plug in	
FUNCTIONS		
STD ACCESSORIES	1 x wire rack 1 x baking tray 1 x grill insert	
SHELVES	5 levels	
FEATURES	5 functions including fan forced Modern slim display panel 120min mechanical timer Oven ventilation system Triple glazed cool touch oven door Removable oven door for easy cleaning	
WARRANTY	3 years	

B U I L T - I N O V E N S

ELECTRIC OVEN - 600MM 9 FUNCTIONOV609DDS



FINISH	Exterior	Black glass with stainless steel trim Triple glazed cool touch door
	Interior	High grade easy clean enamel
DIMENSIONS	595(W) x 596(H) x 546mm(D)	
CAPACITY	82L	
POWER SOURCE	Electricity 15amp plug in	
FUNCTIONS		
STD ACCESSORIES	2 x wire racks 1 x baking tray 1 x grill insert 2 x telescopic rails (full length)	
SHELVES	5 levels	
FEATURES	9 functions including fan forced 2 pairs of fully extendable telescopic rails Modern slim display panel Digital clock Programmable digital timer Oven ventilation system Triple glazed cool touch oven door Removable oven door for easy cleaning	
WARRANTY	3 years	

ELECTRIC OVEN - 600MM 9 FUNCTIONOV609DDB



FINISH	Exterior	Black glass Triple glazed cool touch door
	Interior	High grade easy clean enamel
DIMENSIONS	595(W) x 596(H) x 546mm(D)	
CAPACITY	82L	
POWER SOURCE	Electricity 15amp plug in	
FUNCTIONS		
STD ACCESSORIES	2 x wire racks 1 x baking tray 1 x grill insert 2 x telescopic rails (full length)	
SHELVES	5 levels	
FEATURES	9 functions including fan forced 2 pairs of fully extendable telescopic rails Modern slim display panel Digital clock Programmable digital timer Oven ventilation system Triple glazed cool touch oven door Removable oven door for easy cleaning	
WARRANTY	3 years	

B U I L T - I N O V E N S

ELECTRIC OVEN - 600MM SIDE OPENING 9 FUNCTIONOV608SDS



FINISH	Exterior	Fingerprint resistant stainless steel Triple glazed cool touch door
	Interior	High grade easy clean enamel
DIMENSIONS	595(W) x 596(H) x 546mm(D)	
CAPACITY	73L	
POWER SOURCE	Electricity 15amp plug in	
FUNCTIONS		
STD ACCESSORIES	1 x wire rack 1 x baking tray 1 x grill insert	
SHELVES	5 levels	
FEATURES	Side opening door (can be left or right opening) 9 functions including fan forced Ergonomic easy turn knobs Digital clock Fingerprint resistant stainless steel Removable cool touch glass door	
WARRANTY	3 years	

ELECTRIC OVEN - 900MM SS 9 FUNCTIONOV908DSL



FINISH	Exterior	Fingerprint resistant stainless steel Triple glazed cool touch door
	Interior	High grade easy clean enamel
DIMENSIONS	895(W) x 475(H) x 568mm(D)	
CAPACITY	100L	
POWER SOURCE	Electricity 15amp plug in	
FUNCTIONS		
STD ACCESSORIES	1 x telescopic rail 1 x telescopic rack 1 x baking tray 1 x grill insert 1 x tray handle 1 x multiple skewer rotisserie	
SHELVES	4 levels	
FEATURES	9 functions including fan forced Rotisserie 1 set of telescopic rack and rails Programmable digital timer (up to 23hrs 59mins) Digital clock Digital thermostat Removable cool touch glass door	
WARRANTY	3 years	

BUILT-IN OVENS

ELECTRIC OVEN - 900MM BLACK GLASS 12 FUNCTION

OV911TBL



FINISH	Exterior	Black glass Triple glazed cool touch door
	Interior	High grade easy clean enamel
DIMENSIONS	895(W) x 475(H) x 568mm(D)	
CAPACITY	100L	
POWER SOURCE	Electricity 15amp plug in	
FUNCTIONS		
STD ACCESSORIES	1 x telescopic rail 1 x telescopic rack 1 x baking tray 1 x grill insert 1 x tray handle 1 x multiple skewer rotisserie	
SHELVES	4 levels	
FEATURES	12 function oven with rotisserie Full digital touch controls 1 set of telescopic rack and rails Programmable digital timer (up to 23hrs 59mins) Digital thermostat Removable cool touch triple glazed door	
WARRANTY	3 years	

FREESTANDING COOKERS

FREESTANDING DUAL FUEL COOKER - 900MM DESIGNER

FS909G5CSD



HOB	5 burner gas cooktop with central wok burner Cast iron trivets Triple ring wok burner	Italian Sabaf burners Flame Failure Device on all burners Under knob ignition
	BURNERS	MJ/HR
OVEN	Wok Large Medium x 2 Auxiliary	12.5 11.5 6.7 4.0
	98L, 10 function oven 	High grade easy clean enamel LED programmable timer Triple glazed removable cool touch door Cavity cooling system
DIMENSIONS	903(W) x 605 (D) x 948 (H)	
POWER SOURCE	Cooktop - Natural gas/LPG Oven - Electric	
STD ACCESSORIES	4 telescopic rails 2 x telescopic rack 1 x telescopic baking tray	1 x grill insert 2 x rack tong Push in pop out storage drawer
OPTIONS	LPG converter	
SHELVES	4 positions	
WARRANTY	3 years	

FREESTANDING COOKERS

FREESTANDING DUAL FUEL COOKER - 600MM

FS607G4DS



HOB	4 burner gas cooktop Cast iron trivets	Italian Sabaf burners Flame failure devices Under knob ignition
	BURNERS	MJ/HR
OVEN	Wok Medium x 2 Auxiliary	12.5 6.7 4.0
	58L, 8 function oven 	High grade easy clean enamel LED programmable timer Triple glazed removable cool touch door Cavity cooling system
DIMENSIONS	603(W) x 600 (D) x 900 (H)	
POWER SOURCE	Cooktop - Natural gas/LPG Oven - Electric	
STD ACCESSORIES	2 x wire racks 1 x baking tray 1 x grill insert	1 x rack tong Pull out storage drawer LPG converter
OPTIONS	Stainless steel kickboard	
SHELVES	4 positions	
WARRANTY	3 years	

FREESTANDING DUAL FUEL COOKER - 900MM PRESTIGE

FS909G5SSD



HOB	5 burner gas cooktop with side wok burner Cast iron trivets Triple ring wok burner	Italian Sabaf burners Flame Failure Device on all burners Stainless steel coloured knobs Under knob ignition
	BURNERS	MJ/HR
OVEN	Wok Large Medium x 2 Auxiliary	12.5 11.5 6.7 4.0
	98L, 10 function oven 	High grade easy clean enamel LED programmable timer Triple glazed removable cool touch door Cavity cooling system
DIMENSIONS	903(W) x 605 (D) x 948 (H)	
POWER SOURCE	Cooktop - Natural gas/LPG	Oven - Electric
STD ACCESSORIES	4 telescopic rails 2 x telescopic rack 1 x telescopic baking tray	1 x grill insert 2 x rack tong Push in pop out storage drawer
OPTIONS	LPG converter	
SHELVES	4 positions	
WARRANTY	3 years	

COOKTOPS

Induction

Ceramic

Gas

designed with you in mind

INDUCTION COOKTOP - 600MM FLEXI ZONE

IC603GKB



FINISH	EuroKera bevelled edged black glass
DIMENSIONS	590(W) x 520mm(D)
POWER SOURCE	30amp hard wired
ZONES	1 x 2000/3000W booster 1 x 1500/2000W booster 1 x 2000/2600W booster 1 x 1500/2000W booster Flexi - 3000/3600W booster
CONTROLS	Sensor touch Slider controls 9 variable heating levels
FEATURES	Flexi Zone Power booster function Auto off timer Pause function Cookware detection Residual heat Indicators Overheating protection Child lock Bevelled edged EuroKera glass for a flush finish
WARRANTY	3 years

INDUCTION COOKTOP - 900MM FLEXI ZONE

IC904GKF



FINISH	EuroKera bevelled edged black glass
DIMENSIONS	900(W) x 520mm(D)
POWER SOURCE	32amp hard wired
ZONES	1 x 2300 / 3000W booster 2 x 1500 / 2000W booster 2 x 2000 / 2600W booster Flexi - 3000 / 3600W booster
CONTROLS	Sensor touch Slider controls 9 variable heating levels
FEATURES	5 zones + Flexi Zone Power booster function on all zones Auto off timer Pause function Cookware detection Residual heat Indicators Overheating protection Child lock Bevelled edged EuroKera glass for a flush finish
WARRANTY	3 years


C O O K T O P S

CERAMIC COOKTOP - 300MM TOUCH CONTROL CC302GC



FINISH	Black glass
DIMENSIONS	288(W) x 520mm(D)
POWER SOURCE	16amp hard wired
ZONES	1 x 1800 watt 1 x 1200 watt
CONTROLS	Touch control
FEATURES	9 variable heating levels Individual timer Pause function Residual heat indicator Child lock Overheat protection
WARRANTY	3 years

CERAMIC COOKTOP - 600MM KNOB CONTROL CC604MK



FINISH	Schott black glass
DIMENSIONS	590(W) x 520mm(D)
POWER SOURCE	30amp hard wired
ZONES	2 x 1200watt 2 x 1800watt
CONTROLS	Knob Control 12 variable heating levels
FEATURES	Power indicator Residual heat Indicators Overheating protection
WARRANTY	3 years

C O O K T O P S

CERAMIC COOKTOP - 600MM TOUCH CONTROL CC604MBT



FINISH	Schott bevelled edged black glass
DIMENSIONS	590(W) x 520mm(D)
POWER SOURCE	30amp hard wired
ZONES	2 x 1200watt 2 x 1800watt
CONTROLS	Sensor touch
FEATURES	Auto off timer Residual heat Indicators Overheating protection Child lock Bevelled edged Schott glass for a flush finish
WARRANTY	3 years

CERAMIC COOKTOP - 900MM TOUCH CONTROL CC905MBT



FINISH	Schott bevelled edged black glass
DIMENSIONS	900(W) x 520mm(D)
POWER SOURCE	35amp hard wired
ZONES	2 x 1200watt 1 x 1800watt 1 x 1100/2000 watt expandable zone 1 x 1000/2200 watt expandable zone
CONTROLS	Sensor touch 9 variable heating levels
FEATURES	Auto off timer Residual heat Indicators Overheating protection Child lock Bevelled edged Schott glass for a flush finish
WARRANTY	3 years



C O O K T O P S

GAS COOKTOP - 600MM SS ENAMEL TRIVETS


GC604MSFE



FINISH	Stainless steel	
DIMENSIONS	590(W) x 500mm(D)	
POWER SOURCE	Natural Gas / LPG	
TRIVETS	Black enameled steel	
BURNERS	Triple ring wok burner Semi-rapid burner (2) Auxiliary burner	13.5MJ/h 6.3MJ/h 4.3MJ/h
CONTROLS	Side controls	
FEATURES	Flame failure devices Italian SABAF burners Wok trivet	Automatic under knob ignition All trivets, burner caps and knobs are removable and dishwasher safe LPG converter included
OPTIONS	Cast iron trivets	
WARRANTY	3 years	

GAS COOKTOP - 600MM SS CAST IRON TRIVETS

GC604MSFC



FINISH	Stainless steel	
DIMENSIONS	590(W) x 500mm(D)	
POWER SOURCE	Natural Gas / LPG	
TRIVETS	Cast iron trivets	
BURNERS	Triple ring wok burner Semi-rapid burner (2) Auxiliary burner	13.5MJ/h 6.3MJ/h 4.3MJ/h
CONTROLS	Side controls	
FEATURES	Flame failure devices Italian SABAF burners Cast iron trivets Wok trivet	Automatic under knob ignition All trivets, burner caps and knobs are removable and dishwasher safe LPG converter included
WARRANTY	3 years	

GAS COOKTOP - 600MM BLACK GLASS

GC604MBFC



FINISH	Black glass	
DIMENSIONS	600(W) x 510mm(D)	
POWER SOURCE	Natural Gas / LPG	
TRIVETS	Cast iron trivets	
BURNERS	Triple ring wok burner Semi-rapid burner (2) Auxiliary burner	13.5MJ/h 6.3MJ/h 4.3MJ/h
CONTROLS	Side controls	
FEATURES	Flame failure devices Italian SABAF burners Cast iron trivets Wok trivet	Automatic under knob ignition All trivets, burner caps and knobs are removable and dishwasher safe LPG converter included
WARRANTY	3 years	

C O O K T O P S

GAS COOKTOP - 900MM STAINLESS STEEL

GC905MSFC



FINISH	Stainless steel	
DIMENSIONS	860(W) x 510mm(D)	
POWER SOURCE	Natural Gas / LPG	
TRIVETS	Cast iron trivets	
BURNERS	Triple ring wok burner Rapid burner Semi-rapid burner (2) Auxiliary burner	13.5MJ/h 10.8MJ/h 6.3MJ/h 4.3MJ/h
CONTROLS	Front knob controls	
FEATURES	Flame failure devices Italian SABAF burners Side triple ring wok burner Wok trivet included Cast iron trivets	Automatic under knob ignition All trivets, burner caps and knobs are removable and dishwasher safe LPG converter included
WARRANTY	3 years	

GAS COOKTOP - 900MM BLACK GLASS

GC905MBFCC



FINISH	Black glass	
DIMENSIONS	900(W) x 510mm(D)	
POWER SOURCE	Natural Gas / LPG	
TRIVETS	Cast iron trivets	
BURNERS	Triple ring wok burner Rapid burner Semi-rapid burner (2) Auxiliary burner	13.5MJ/h 10.8MJ/h 6.3MJ/h 4.3MJ/h
CONTROLS	Front knob controls	
FEATURES	Flame failure devices Italian SABAF burners Side triple ring wok burner Wok trivet included Cast iron trivets	Automatic under knob ignition All trivets, burner caps and knobs are removable and dishwasher safe LPG converter included
WARRANTY	3 years	



STEAM OVENS

a **Di**fferent way to cook

Steam offers a healthier way of cooking. Nutrients are not lost, food is moist and the steam oven is ideal for those who prefer not to use a microwave.

Di Lusso combi ovens and steam ovens have one of the largest capacities in the market. You can cook on several levels at a time and our combi ovens give you the benefits of steaming and baking in the one oven.

The advantage of steam cooking is that food smells are not transferred, so you can steam fish, vegetables and rice together without it all smelling like fish. A three course meal can be cooked together.

Our water reservoir is built into the steam oven, giving you a larger cooking chamber. The reservoir is easily topped up via the patented push and pop out spout. The reservoir can be easily topped up during cooking, a warning bell will ring advising you to top up with water. This can be all done without interruption to the cooking process.

All Di Lusso steam ovens come with a stainless steel rack and a perforated and solid steaming tray, giving you options to cook on all levels.

There are both built-in and table top models available.

S T E A M O V E N S

BUILT-IN COMBI STEAM OVEN - SS

CSO45SBI



FINISH	Exterior	Finger print resistant stainless steel
	Interior	Full stainless steel Triple Glazed Door
DIMENSIONS	597(W) x 454(H) x 480mm(D)	
CAPACITY	45L	
POWER SOURCE	15amp plug in	
STD ACCESSORIES	1 x stainless steel rack 1 x stainless steel perforated tray 1 x stainless steel solid tray 1 x water pitcher	
LEVELS	3 levels	
FEATURES	Steam, Fan Forced, Top element Baking and Grill functions Programmable steam combi functions Digital touch LCD controls Water reservoir can be topped up during use Soft opening water filling mechanism Warning alarm when reservoir is full or near empty Auto shut off when oven door is opened Child lock	
WARRANTY	3 years	

BUILT-IN COMBI STEAM OVEN - BLACK GLASS

CSO45BBI



FINISH	Exterior	Black glass
	Interior	Full stainless steel Triple Glazed Door
DIMENSIONS	597(W) x 454(H) x 480mm(D)	
CAPACITY	45L	
POWER SOURCE	15amp plug in	
STD ACCESSORIES	1 x stainless steel rack 1 x stainless steel perforated tray 1 x stainless steel solid tray 1 x water pitcher	
LEVELS	3 levels	
FEATURES	Steam, Fan Forced, Top element Baking and Grill functions Programmable steam combi functions Digital touch LCD controls Water reservoir can be topped up during use Soft opening water filling mechanism Warning alarm when reservoir is full or near empty Auto shut off when oven door is opened Child lock	
WARRANTY	3 years	

S T E A M O V E N S

FREESTANDING COMBI STEAM OVEN



FINISH	Exterior options	Silver and Black Black Red
	Interior	Full stainless steel Triple Glazed Door
DIMENSIONS	490(W) x 415(H) x 380mm(D)	
CAPACITY	28L	
POWER SOURCE	Electricity 10amp plug in	
STD ACCESSORIES	1 x stainless steel perforated tray 1 x stainless steel solid tray 1 x element guard 1 x water pitcher	
LEVELS	3 levels	
FEATURES	Steam, High Temperature Steam, Steam Assist, Convention and Grill functions Programmable steam combi functions Table top design Digital touch LCD controls Top opening water reservoir Water reservoir can be refilled during use Warning alarm when reservoir is full or near empty Auto shut off when oven door is opened Child lock	
WARRANTY	3 years	



CS028SBFS - SILVER



CS028ABFS - BLACK



CS028RBFS - RED

S T E A M O V E N S

BUILT-IN STEAM OVEN - STAINLESS STEEL

S060SBBI



FINISH	Exterior	Finger print resistant stainless steel
	Interior	Full stainless steel
DIMENSIONS	597(W) x 395(H) x 460mm(D)	
CAPACITY	33L	
POWER SOURCE	Electricity 10amp plug in	
STD ACCESSORIES	1 x stainless steel rack 1 x stainless steel perforated tray 1 x stainless steel solid tray 1 x water pitcher	
LEVELS	3 levels	
FEATURES	Extra large oven capacity Digital touch LED controls Water reservoir can be topped up during use Patented built-in water reservoir and filling mechanism Warning alarm when reservoir is full or near empty Water reservoir drains effortlessly with a touch of a button Auto shut off when oven door is opened	
WARRANTY	3 years	

BUILT-IN STEAM OVEN - BLACK GLASS

S060BBBI



FINISH	Exterior	Full black glass
	Interior	Full stainless steel
DIMENSIONS	597(W) x 395(H) x 460mm(D)	
CAPACITY	33L	
POWER SOURCE	Electricity 10amp plug in	
STD ACCESSORIES	1 x stainless steel rack 1 x stainless steel perforated tray 1 x stainless steel solid tray 1 x water pitcher	
LEVELS	3 levels	
FEATURES	Extra large oven capacity Digital touch LED controls Water reservoir can be topped up during use Patented built-in water reservoir and filling mechanism Warning alarm when reservoir is full or near empty Water reservoir drains effortlessly with a touch of a button Over heating protection system Auto shut off when oven door is opened	
WARRANTY	3 years	

STEAM OVENS

FREESTANDING STEAM OVEN - BLACK GLASS

S0633BBFS



FINISH	Exterior	Full black glass
	Interior	Full stainless steel
DIMENSIONS	539(W) x 393(H) x 459mm(D)	
CAPACITY	33L	
POWER SOURCE	Electricity 10amp plug in	
STD ACCESSORIES	1 x stainless steel racks 1 x stainless steel perforated tray 1 x stainless steel solid tray 1 x water pitcher	
LEVELS	3 levels	
FEATURES	Tabletop plug in design - able to fit into most microwave cabinets Extra large oven capacity Digital touch LED controls Water reservoir can be topped up during use Patented built-in water reservoir and filling mechanism Warning alarm when reservoir is full or near empty Water reservoir drains automatically via flip out spout Over heating protection system Auto shut off when oven door is opened	
WARRANTY	3 years	

MICROWAVE OVENS

COMBINATION MICROWAVE OVEN

MC025FTB



FINISH	Black glass
DIMENSIONS	595 x 388 x 475mm
CAPACITY	25L
POWER SOURCE	Electricity 10amp plug in
CONTROLS	Touch controls
FUNCTIONS	Fan Forced Baking 900W Microwave Grill Defrost Combination cooking
FEATURES	Built-in design Programmable multistage cooking 10 Preset menu options Auto weight defrost Stainless steel cooking chamber Glass turn-table Metal grill rack Digital clock and timer Child Lock
WARRANTY	3 years

FREESTANDING STEAM OVEN - WHITE GLASS

S0633WWFS



FINISH	Exterior	Full white glass
	Interior	Full stainless steel
DIMENSIONS	539(W) x 393(H) x 459mm(D)	
CAPACITY	33L	
POWER SOURCE	Electricity 10amp plug in	
STD ACCESSORIES	1 x stainless steel racks 1 x stainless steel perforated tray 1 x stainless steel solid tray 1 x water pitcher	
LEVELS	3 levels	
FEATURES	Tabletop plug in design - able to fit into most microwave cabinets Extra large oven capacity Digital touch LED controls Water reservoir can be topped up during use Patented built-in water reservoir and filling mechanism Warning alarm when reservoir is full or near empty Water reservoir drains automatically via flip out spout Over heating protection system Auto shut off when oven door is opened	
WARRANTY	3 years	

BUILT-IN MICROWAVE WITH GRILL

MOV28S2M



FINISH	Stainless steel
DIMENSIONS	595(W) x 388(H) x 440mm(D)
CAPACITY	28L
POWER SOURCE	Electricity 10amp plug in
CONTROLS	Digital and knob control
FUNCTIONS	900W Microwave 1000W Grill power 5 Power levels 10 Preset menu options
FEATURES	True built-in microwave Glass turn-table Metal grill rack Programmable multistage cooking Programmable timer Auto weight defrost Child Lock
WARRANTY	3 years

RANGEHOODS

Concealed

Telescopic

Canopy

experience the **Di**fference

RANGEHOODS

CONCEALED RANGEHOOD - 520MM

CE528MP



FINISH	Stainless steel
DIMENSIONS	520 x 284mm
POWER SOURCE	10amp
INSTALLATION	Undermount
DUCTING	Ducted or recirculating
FLUE Ø	150mm
CAPACITY	800m3/hr
MOTOR	290 watt motor
NOISE RATING	< 69db
SPEEDS	3 speed mechanical controls
FILTER	1 x Aluminium filter, removable and washable
ILLUMINATION	2 x 1.5W LED bulbs
OPTIONS	Charcoal filters
WARRANTY	3 years

CONCEALED RANGEHOOD - 700MM

CE728MP



FINISH	Stainless steel
DIMENSIONS	700 x 284mm
POWER SOURCE	10amp
INSTALLATION	Undermount
DUCTING	Ducted or recirculating
FLUE Ø	150mm
CAPACITY	800m3/hr
MOTOR	290 watt motor
NOISE RATING	< 69db
SPEEDS	3 speed mechanical controls
FILTER	1 x Aluminium filter, removable and washable
ILLUMINATION	2 x 1.5W LED bulbs
OPTIONS	Charcoal filters
WARRANTY	3 years

25

R A N G E H O O D S

CONCEALED RANGEHOOD - 900MMCE928MP



FINISH	Stainless steel
DIMENSIONS	900 x 284mm
POWER SOURCE	10amp
INSTALLATION	Undermount
DUCTING	Ducted or recirculating
FLUE Ø	150mm
CAPACITY	800m3/hr
MOTOR	290 watt motor
NOISE RATING	< 69db
SPEEDS	3 speed mechanical controls
FILTER	2 x Aluminium filter, removable and washable
ILLUMINATION	2 x 1.5W LED bulbs
OPTIONS	Charcoal filters
WARRANTY	3 years

R A N G E H O O D S

TELESCOPIC RANGEHOOD - 600MMTH604MSL



FINISH	Stainless steel
DIMENSIONS	595(W) x 300mm(D) (434mm fully extended)
	80mm fascia (recirculating mode) 43mm fascia (ducted mode)
POWER SOURCE	10amp
INSTALLATION	Built-in, integrated fascia
DUCTING	Ducted or Recirculating
FLUE Ø	120mm
CAPACITY	400m3/hr
MOTOR	100W twin motors
NOISE RATING	< 71db
SPEEDS	2 speed mechanical controls
FILTER	2 x Aluminium filters, removable and washable
ILLUMINATION	2 X LED lights
OPTIONS	Charcoal filters
WARRANTY	3 years

TELESCOPIC RANGEHOOD - 600MMTH602MSL



FINISH	Stainless steel
DIMENSIONS	595(W) x 305mm(D) (441mm fully extended)
	43mm fascia
POWER SOURCE	10amp
INSTALLATION	Built-in, integrated fascia
DUCTING	Ducted only
FLUE Ø	120mm
CAPACITY	220m3/hr
MOTOR	125W single motor
NOISE RATING	< 65db
SPEEDS	2 speed mechanical controls
FILTER	2 x Aluminium filters, removable and washable
ILLUMINATION	2 X LED lights
WARRANTY	3 years


TELESCOPIC RANGEHOOD - 900MMTH933DSL



FINISH	Stainless steel fascia
DIMENSIONS	898 x 297mm (467mm fully extended)
	72mm fascia
POWER SOURCE	10amp
INSTALLATION	Built-in, integrated fascia
DUCTING	Ducted or Recirculating
FLUE Ø	122mm
CAPACITY	330m3/hr
MOTOR	130W twin motors
NOISE RATING	< 67db
SPEEDS	2 speed mechanical controls
FILTER	2 x Aluminium filters, removable and washable
ILLUMINATION	2 x LED lights
OPTIONS	Charcoal filters
WARRANTY	3 years

R A N G E H O O D S

SS CANOPY RANGEHOOD - 600MMCH606SS



FINISH	Stainless steel
DIMENSIONS	600 x 472mm
POWER SOURCE	10amp
INSTALLATION	Wall mounted
DUCTING	Ducted or recirculating
FLUE Ø	150mm
MAX HEIGHT	1200mm including body
CAPACITY	600m3/hr
MOTOR	210W motor with stainless steel chassis
NOISE RATING	< 69db
SPEEDS	3 speed soft touch controls
FILTER	2 x Aluminium filters, removable and washable
ILLUMINATION	2 x LED lights
OPTIONS	Charcoal filters
WARRANTY	3 years

SS CANOPY RANGEHOOD - 900MMCH906SS



FINISH	Stainless steel
DIMENSIONS	900 x 472mm
POWER SOURCE	10amp
INSTALLATION	Wall mounted
DUCTING	Ducted or recirculating
FLUE Ø	150mm
MAX HEIGHT	1200mm including body
CAPACITY	600m3/hr
MOTOR	210W motor with stainless steel chassis
NOISE RATING	< 69db
SPEEDS	3 speed soft touch controls
FILTER	3 x Aluminium filters, removable and washable
ILLUMINATION	2 x LED lights
OPTIONS	Charcoal filters
WARRANTY	3 years

R A N G E H O O D S

GLASS CANOPY RANGEHOOD - 600MMCH607GSS



FINISH	Stainless steel
DIMENSIONS	600(W) x 460mm(D)
POWER SOURCE	10amp
INSTALLATION	Wall mounted
DUCTING	Ducted or recirculating
FLUE Ø	150mm
MAX HEIGHT	980mm including body
CAPACITY	750m³/hr
MOTOR	260W motor with stainless steel chassis
NOISE RATING	<59db
SPEEDS	3 speed soft touch controls
FILTER	2 x Aluminium filters, removable and washable
ILLUMINATION	2 x LED lights
OPTIONS	Charcoal filters Interchangeable motor options
WARRANTY	3 years

GLASS CANOPY RANGEHOOD - 900MMCH907GSS



FINISH	Stainless steel
DIMENSIONS	900(W) x 460mm(D)
POWER SOURCE	10amp
INSTALLATION	Wall mounted
DUCTING	Ducted or recirculating
FLUE Ø	150mm
MAX HEIGHT	980mm including body
CAPACITY	750m³/hr
MOTOR	260W motor with stainless steel chassis
NOISE RATING	<59db
SPEEDS	3 speed soft touch controls
FILTER	2 x Aluminium filters, removable and washable
ILLUMINATION	2 x LED lights
OPTIONS	Charcoal filters Interchangeable motor options
WARRANTY	3 years

Q SERIES Selected Di Lusso rangehoods can be installed with an offboard motor, providing a quieter alternative. For more options with your rangehood, see our Q SERIES brochure for more details.

RANGEHOODS

T STYLE CANOPY RANGEHOOD - 600MMCH624SL



FINISH	Stainless steel with black glass display
DIMENSIONS	598(W) x 500mm(D)
POWER SOURCE	10amp
INSTALLATION	Wall mounted
DUCTING	Ducted or recirculating
FLUE Ø	150mm
MAX HEIGHT	995mm including body
CAPACITY	1000m3/hr
MOTOR	400W motor with stainless steel chassis
NOISE RATING	<59db
SPEEDS	4 speed concealed LED touch control
FILTER	2 x Aluminium filters, removable and washable
ILLUMINATION	LED light bar
OPTIONS	Charcoal filters Remote Control Interchangeable motor options
WARRANTY	3 years

RANGEHOODS

CURVED GLASS CANOPY RANGEHOOD - 900MMCH903GSTL



FINISH	Stainless steel with tempered glass
DIMENSIONS	898(W) x 460mm(D)
POWER SOURCE	10amp
INSTALLATION	Wall mounted
DUCTING	Ducted or recirculating
FLUE Ø	150mm
MAX HEIGHT	981mm including body
CAPACITY	1000m3/hr
MOTOR	400W motor with stainless steel chassis
NOISE RATING	<59db
SPEEDS	4 speed concealed LED touch control
FILTER	2 x Aluminium filters, removable and washable
ILLUMINATION	LED light bar
OPTIONS	Charcoal filters Remote Control Interchangeable motor options
WARRANTY	3 years

T STYLE CANOPY RANGEHOOD - 900MMCH924SL



FINISH	Stainless steel with black glass display
DIMENSIONS	898(W) x 500mm(D)
POWER SOURCE	10amp
INSTALLATION	Wall mounted
DUCTING	Ducted or recirculating
FLUE Ø	150mm
MAX HEIGHT	995mm including body
CAPACITY	1000m3/hr
MOTOR	400W motor with stainless steel chassis
NOISE RATING	<59db
SPEEDS	4 speed concealed LED touch control
FILTER	3 x Aluminium filters, removable and washable
ILLUMINATION	LED light bar
OPTIONS	Charcoal filters Remote Control Interchangeable motor options
WARRANTY	3 years

BLACK GLASS BAFFLE FILTER RANGEHOOD - 900MMCH917BSL



FINISH	Stainless steel with black glass display
DIMENSIONS	898(W) x 500mm(D)
POWER SOURCE	10amp
INSTALLATION	Wall mounted
DUCTING	Ducted or recirculating
FLUE Ø	150mm
MAX HEIGHT	1010mm including body
CAPACITY	1000m3/hr
MOTOR	400W motor with stainless steel chassis
NOISE RATING	<59db
SPEEDS	4 speed concealed LED touch control
FILTER	3 x Stainless steel Baffle Filters
ILLUMINATION	LED light bar
OPTIONS	Charcoal filters Remote Control Interchangeable motor options
WARRANTY	3 years

D I S H W A S H E R S

FREESTANDING DISHWASHER - 450MM
9 PLACE SETTINGS

DW45MS



FINISH	Stainless steel	
DIMENSIONS	448 (W) x 610 (D) x 845mm (H)	
WELS WATER EFFICIENCY	3 stars	
WELS WATER CONSUMPTION	11.2L	
ENERGY RATING	3 stars	
NOISE LEVEL	49dB	
CONTROLS	Press button	
FUNCTIONS	6 washing programs	
CAPACITY	9 place settings	
FEATURES	Space saving Half load option Extra dry option LED display Delay start	Child lock Stainless steel door panel Stainless steel drum Removable top cover
WARRANTY	3 years	

D I S H W A S H E R S

FREESTANDING DISHWASHER - 600MM
14 PLACE SETTINGS

DW365DGS



FINISH	Stainless steel	
DIMENSIONS	600(W) x 600(D) x 845mm(H)	
WELS WATER EFFICIENCY	4.5 stars	
WELS WATER CONSUMPTION	12.7L	
ENERGY RATING	3.5 stars	
NOISE LEVEL	49dB	
CONTROLS	Electronic touch with LED display	
FUNCTIONS	6 washing programs	
CAPACITY	14 place settings	
FEATURES	Dry+ option Third level cutlery drawer Concealed heating element Foldable lower racks Height adjustable upper basket	Aquasafe flood protection Stainless steel door panel Stainless steel drum Removable top cover Delay start Child lock
WARRANTY	3 years	

FREESTANDING DISHWASHER - 600MM
12 PLACE SETTINGS

DW269SS



FINISH	Stainless steel	
DIMENSIONS	598 (W) x 604 (D) x 845mm (H)	
WELS WATER EFFICIENCY	4.5 stars	
WELS WATER CONSUMPTION	10.5L	
ENERGY RATING	3 stars	
NOISE LEVEL	49dB	
CONTROLS	Press button	
FUNCTIONS	6 washing programs	
CAPACITY	12 place settings	
FEATURES	Extra dry option Half load option Height adjustable upper basket Concealed heating element Stainless steel door panel Stainless steel drum Removable top cover Delay start Child lock	
WARRANTY	3 years	

FULLY INTEGRATED DISHWASHER - 600MM
14 PLACE SETTINGS

DW360FI

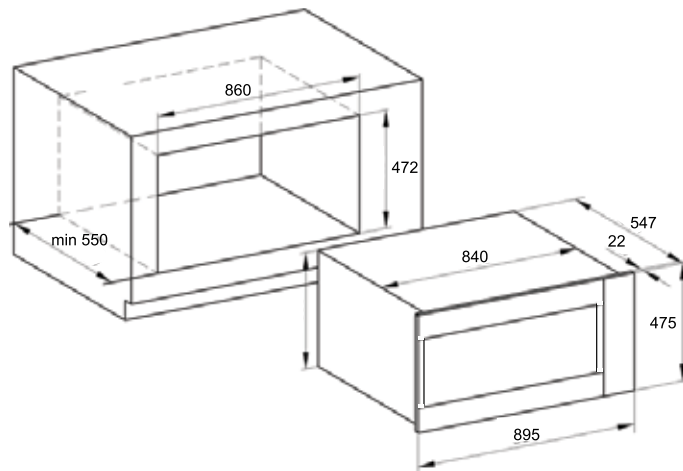


DOOR SOLD SEPARATELY

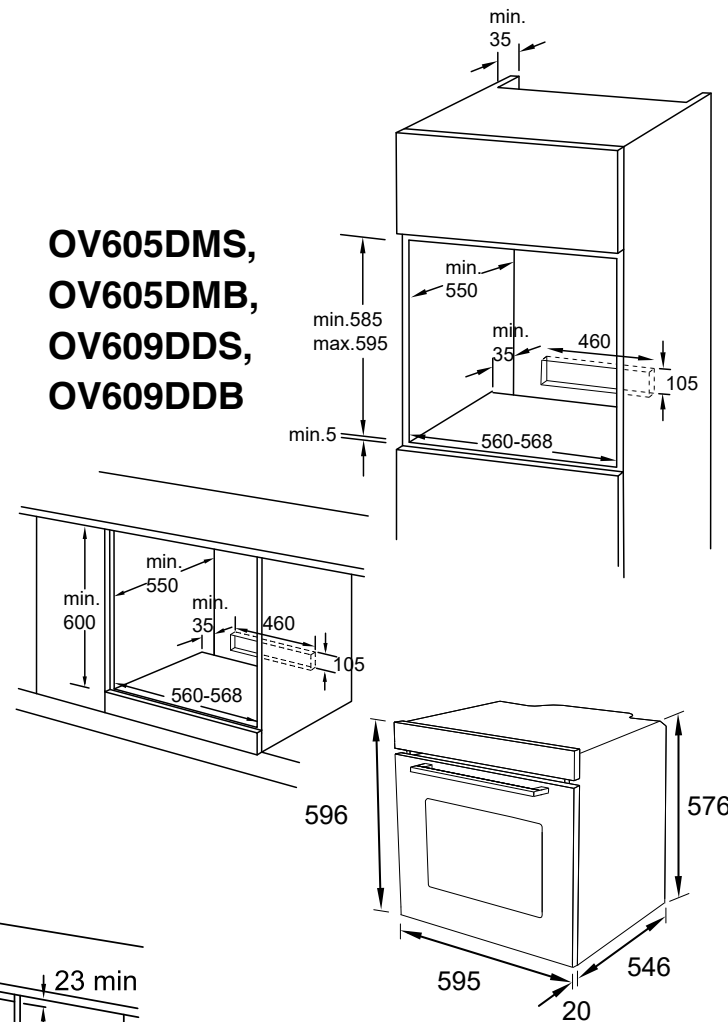
FINISH	Stainless steel	
DIMENSIONS	598(W) x 550(D) x 845mm(H)	
WELS WATER EFFICIENCY	4.5 stars	
WELS WATER CONSUMPTION	12L	
ENERGY RATING	3.5 stars	
NOISE LEVEL	49dB	
CONTROLS	Push button controls with LED display	
FUNCTIONS	8 washing programs	
CAPACITY	14 place settings	
FEATURES	Turbo drying Half load option Concealed heating element Foldable lower racks Height adjustable upper basket	Third level cutlery drawer Aquasafe flood protection Stainless steel drum Delay start
OPTIONS	Door panel with handle	
WARRANTY	3 years	

OVENS & MICROWAVES

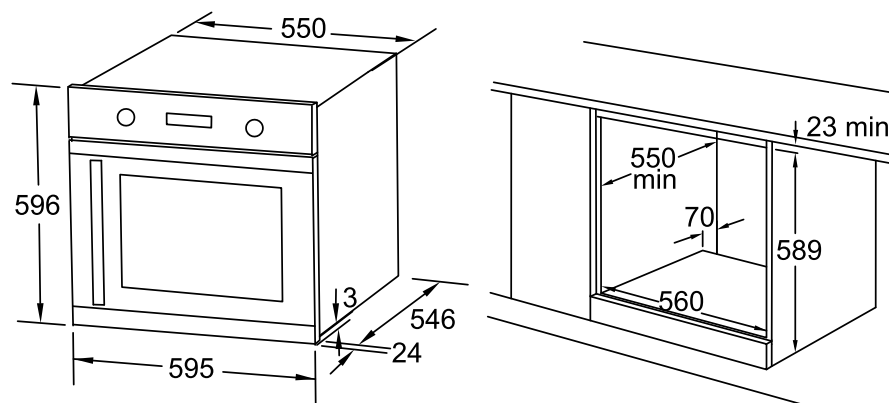
OV908DSL, OV911TBL



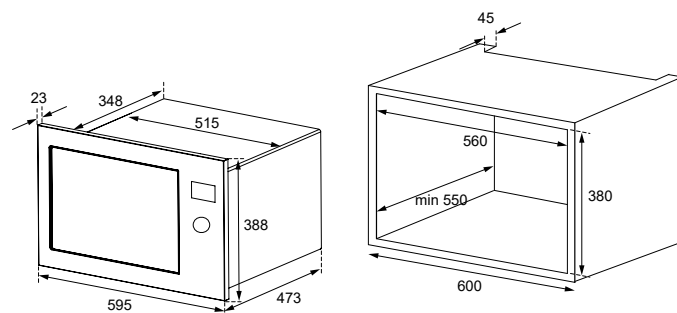
**OV605DMS,
OV605DMB,
OV609DDS,
OV609DDB**



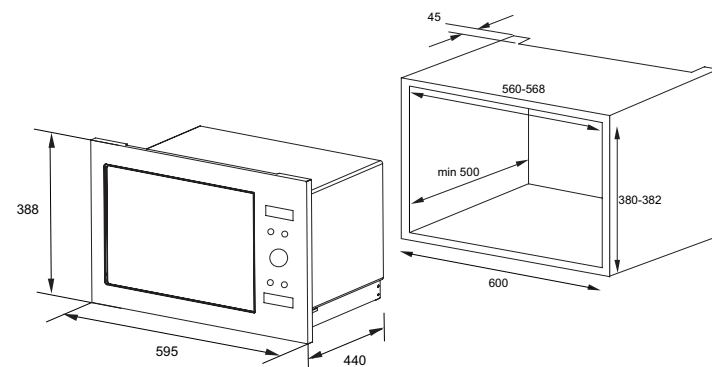
OV608SDS



MCO25FTB

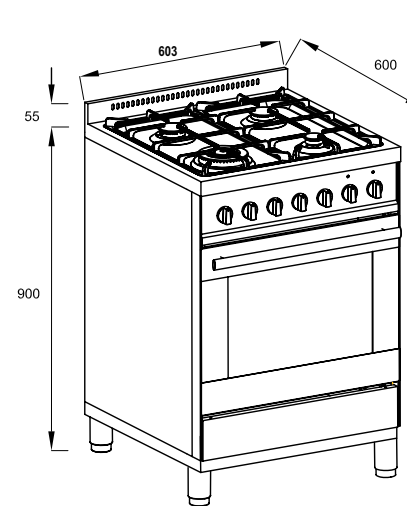


MOV28S2M

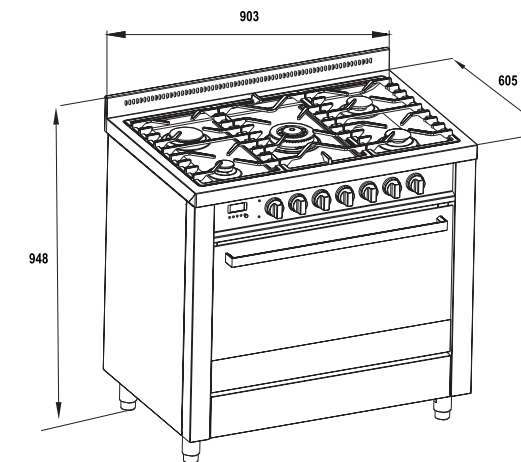


FREESTANDING OVENS

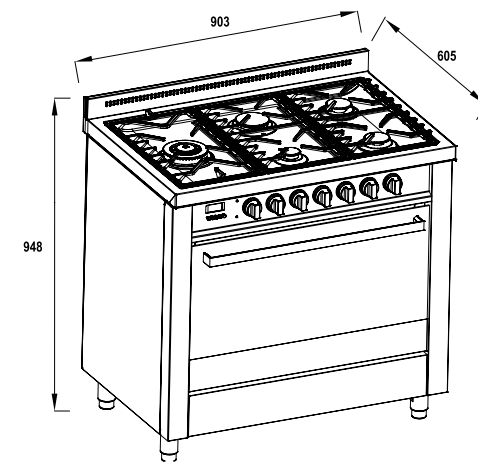
FS607G4DS



FS909G5CSD

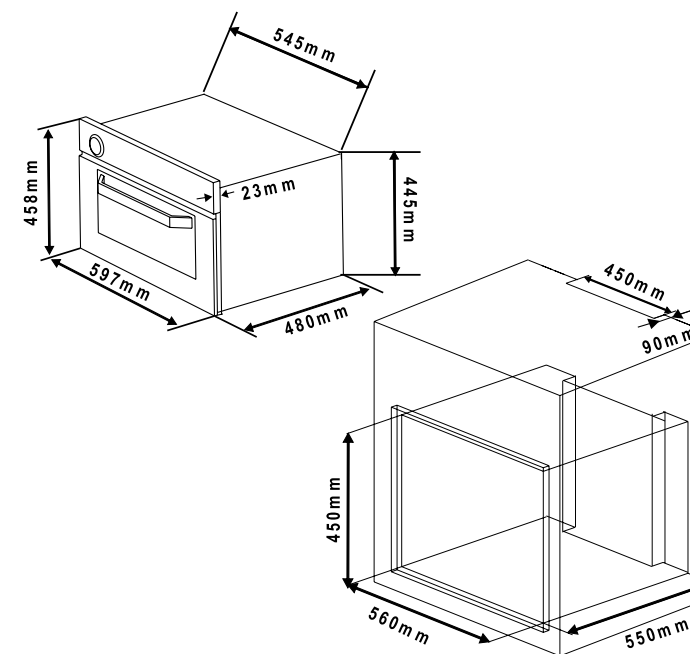


FS909G5SSD

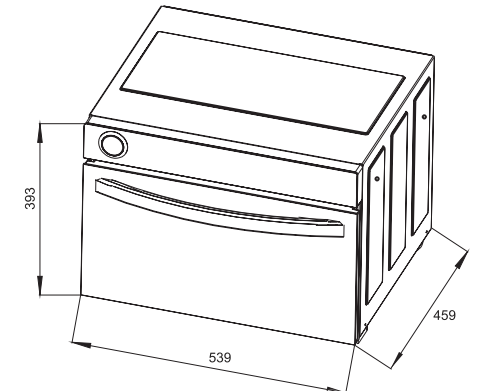


STEAM OVENS

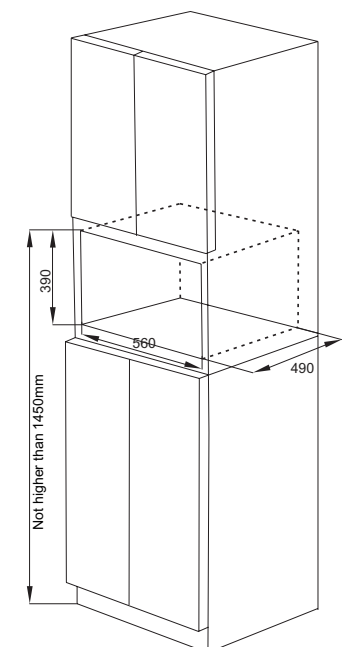
CSO45SBI, CSO45BBI



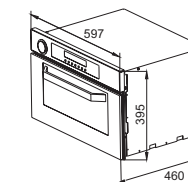
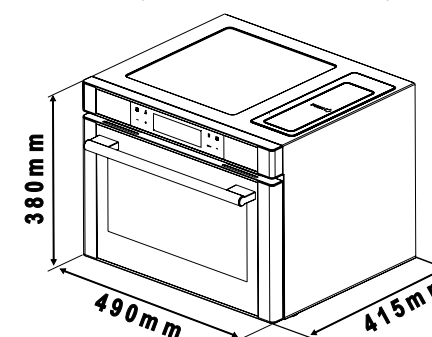
SO633BBFS, SO633WWFS



SO60SBBI, SO60BBBI

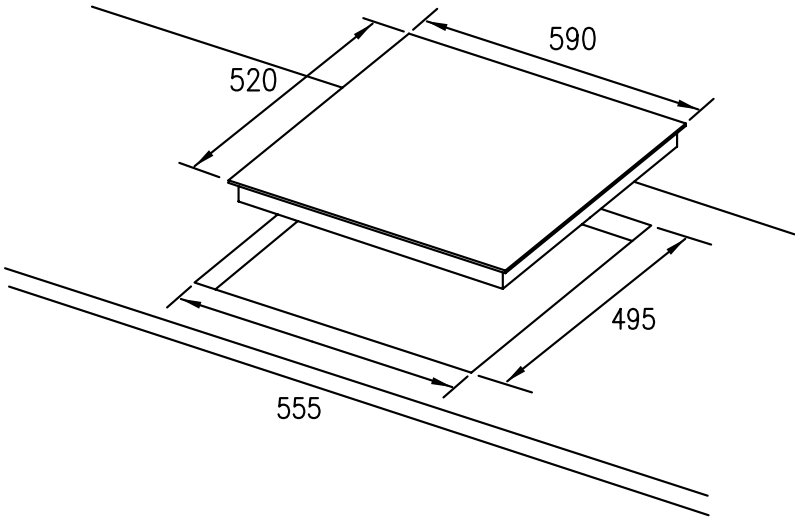


CSO28SBFS, CSO28ABFS, CSO28RBFS

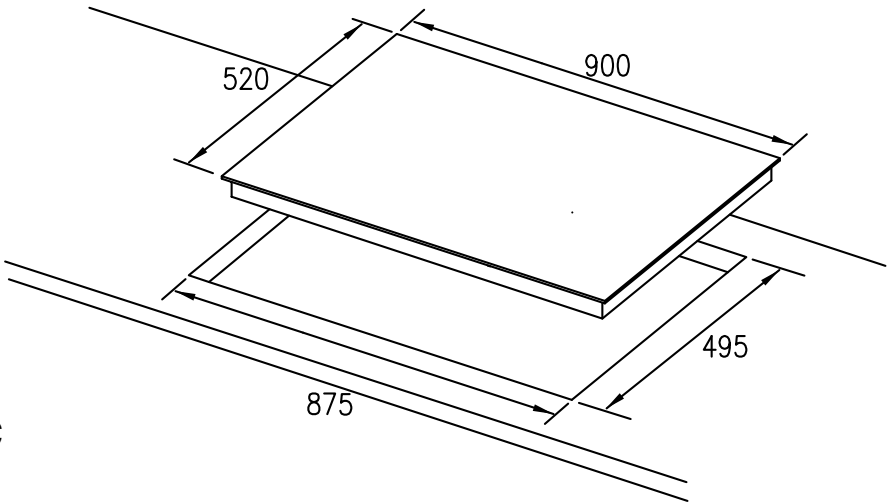


COOKTOPS

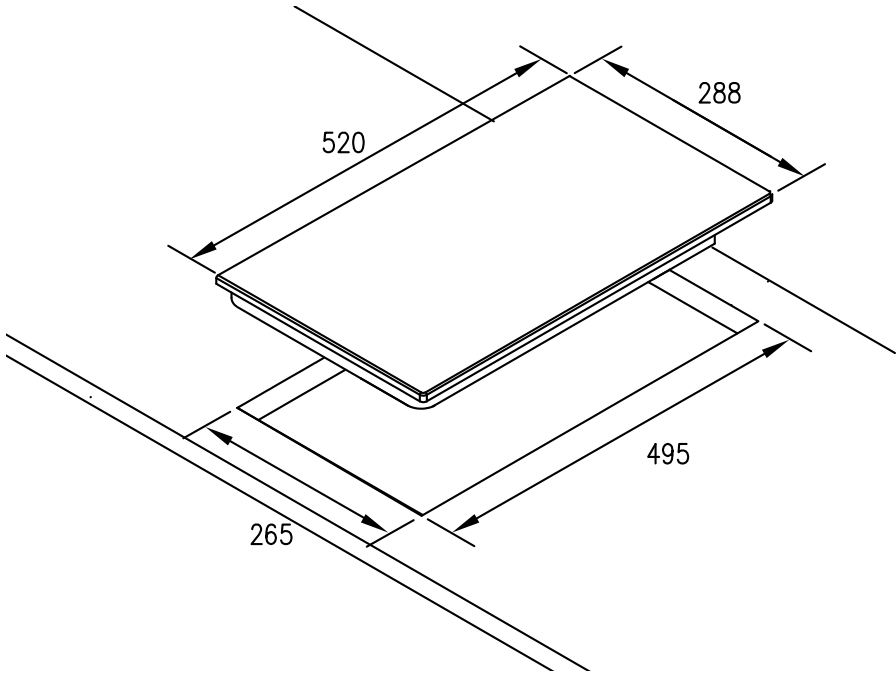
IC603GKB



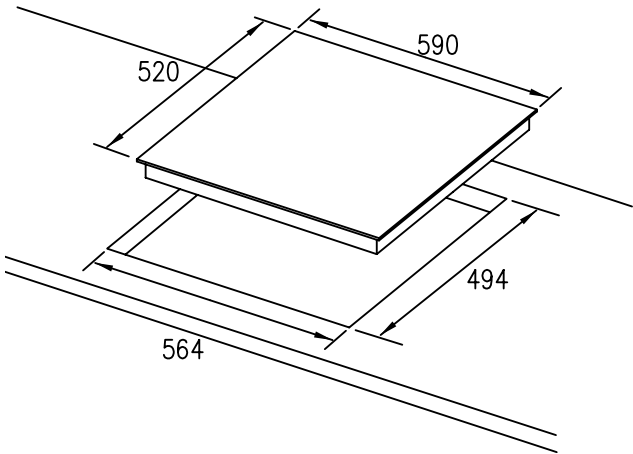
IC904GKF



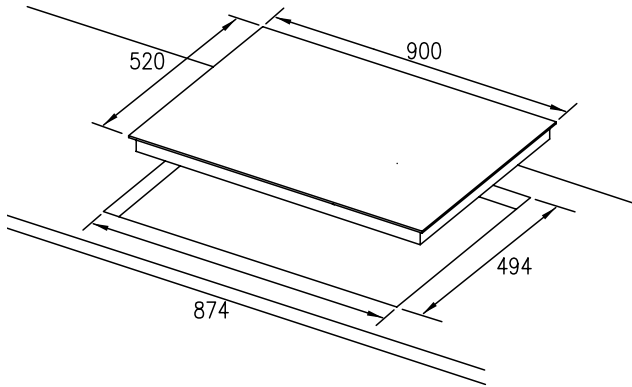
CC302GC



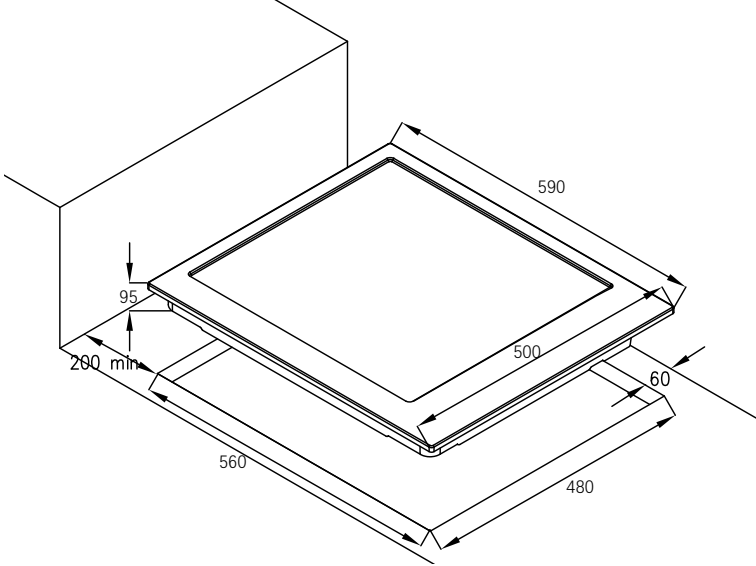
CC604MK, CC604MBT



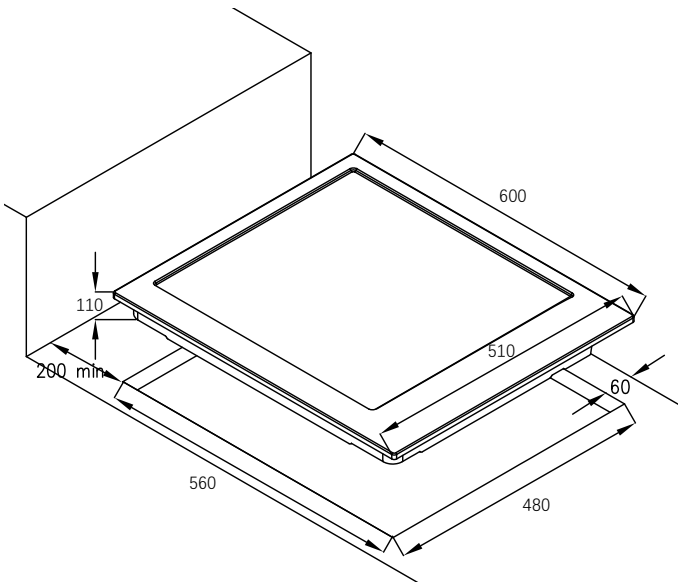
CC905MBT



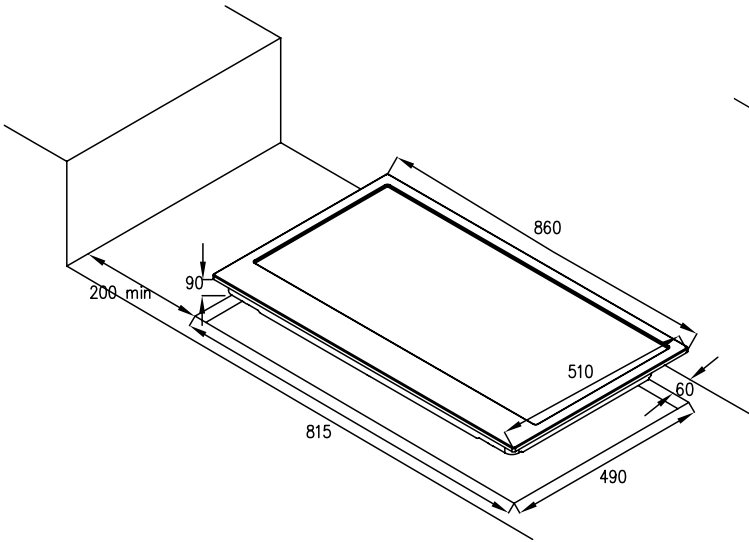
GC604MSFE, GC604MSFC



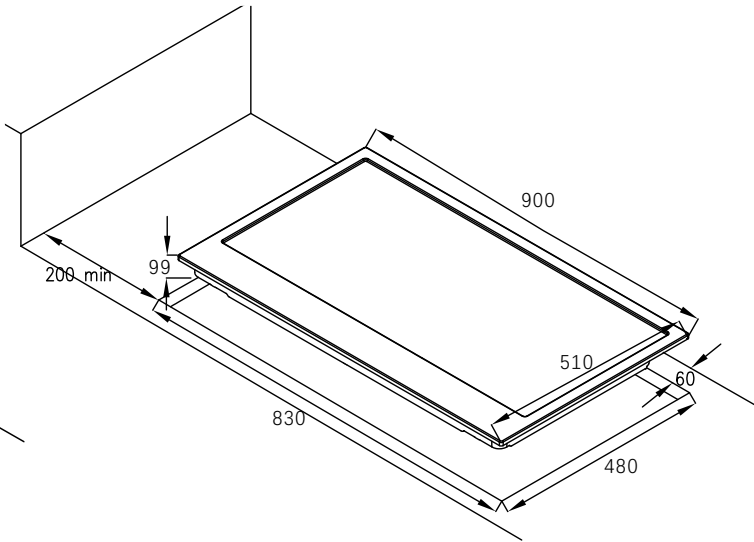
GC604MBFC



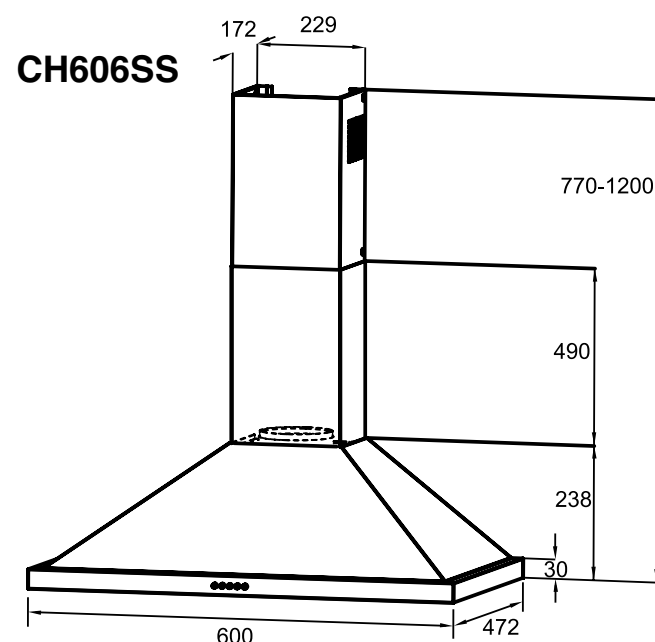
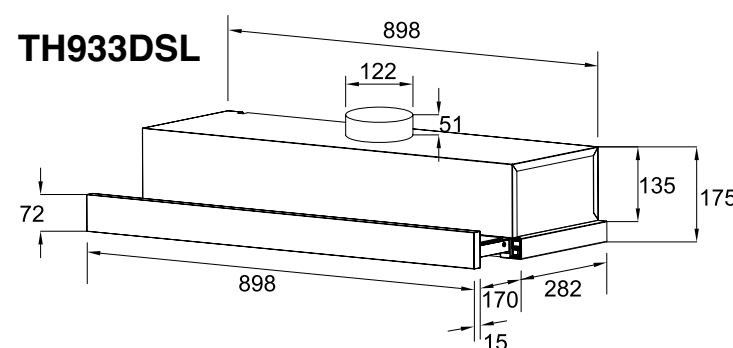
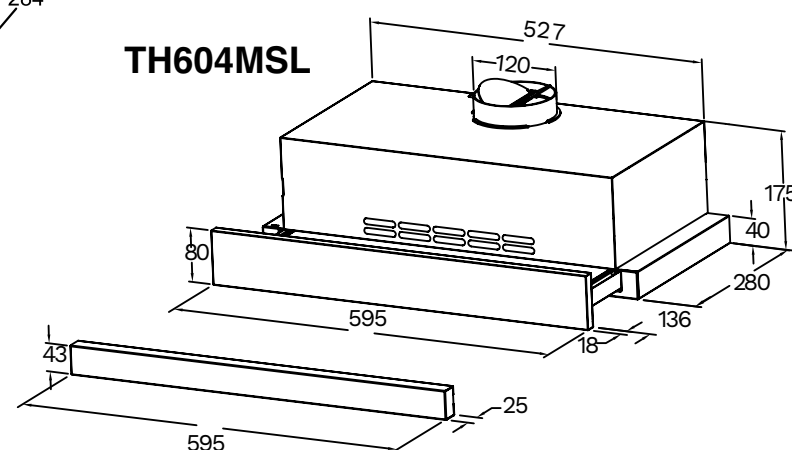
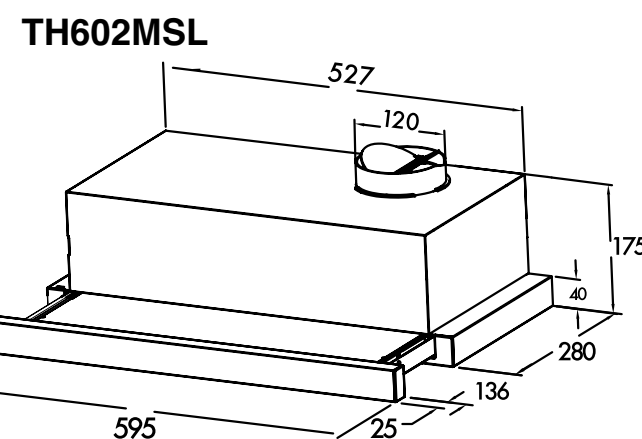
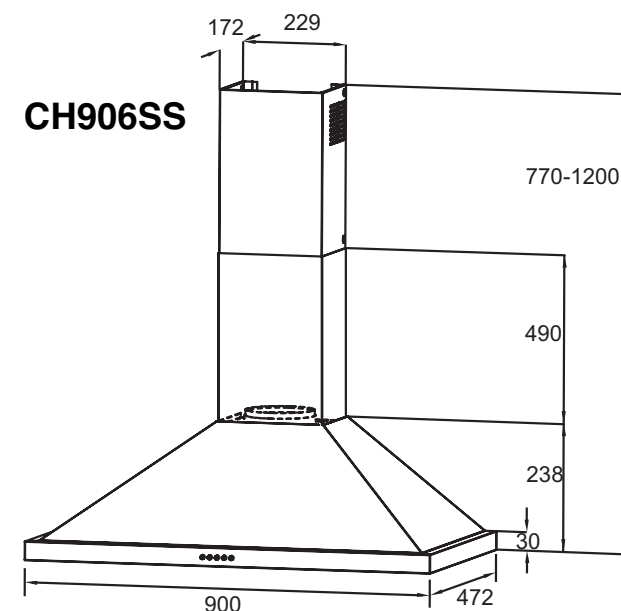
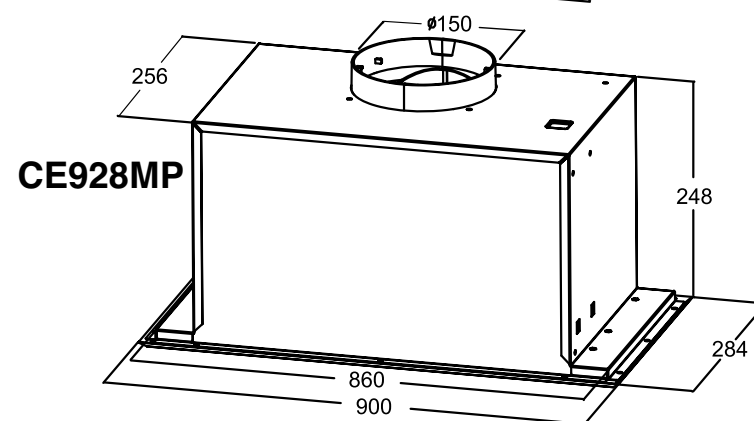
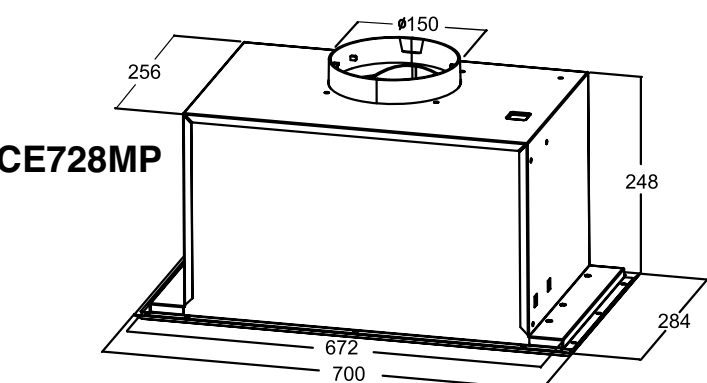
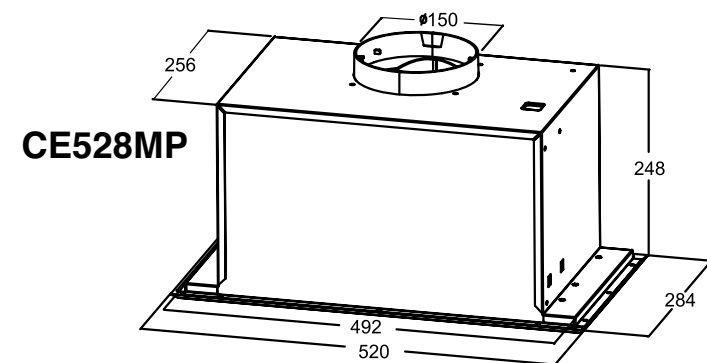
GC905MSFC



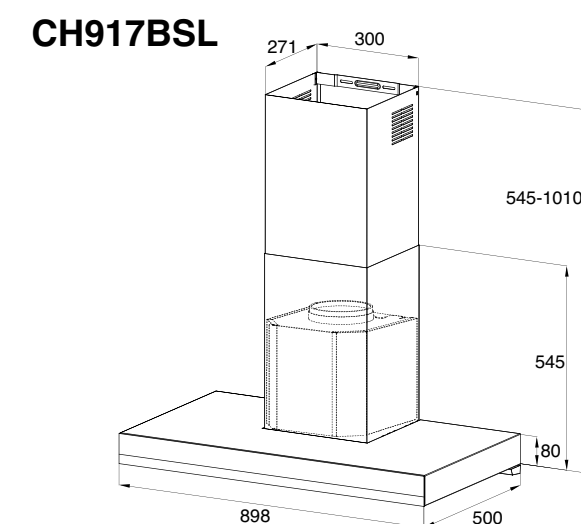
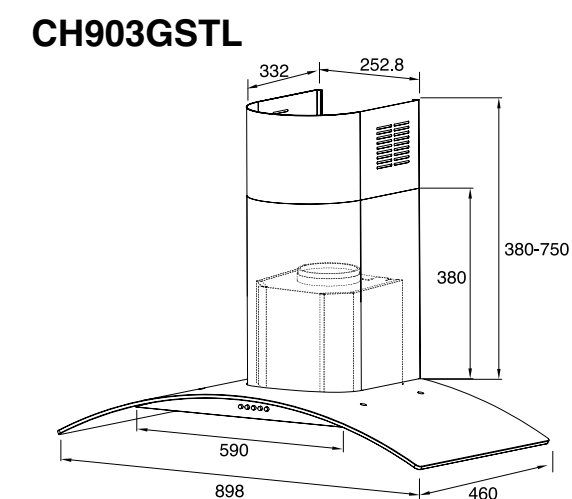
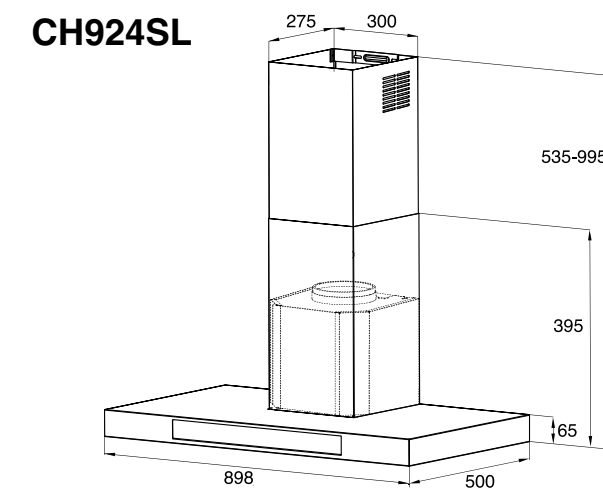
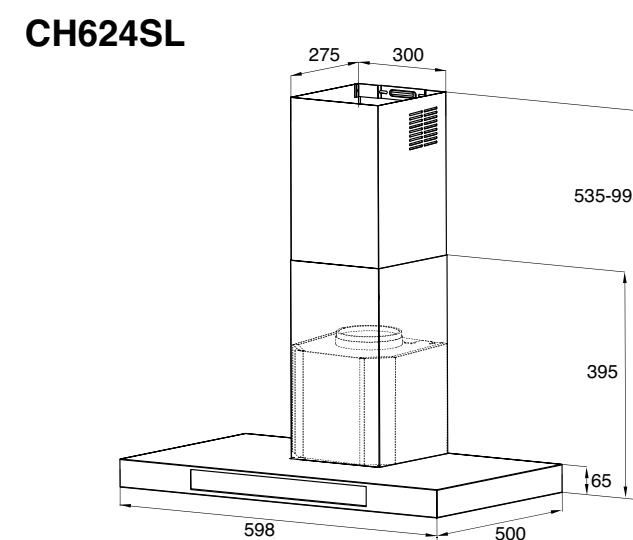
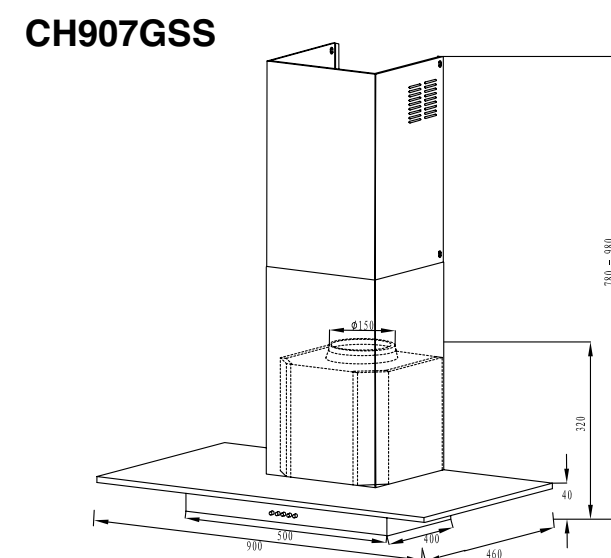
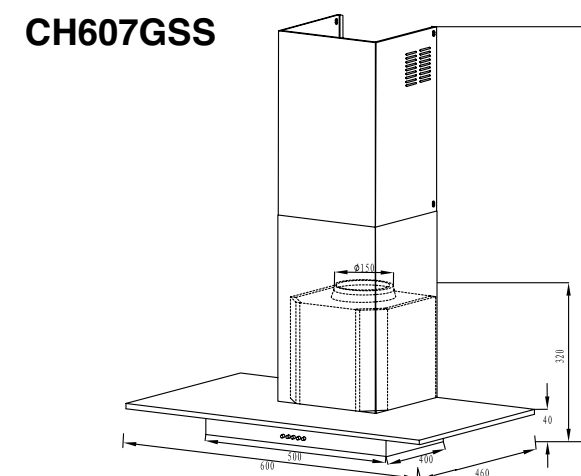
GC905MBFCC



RANGEHOODS

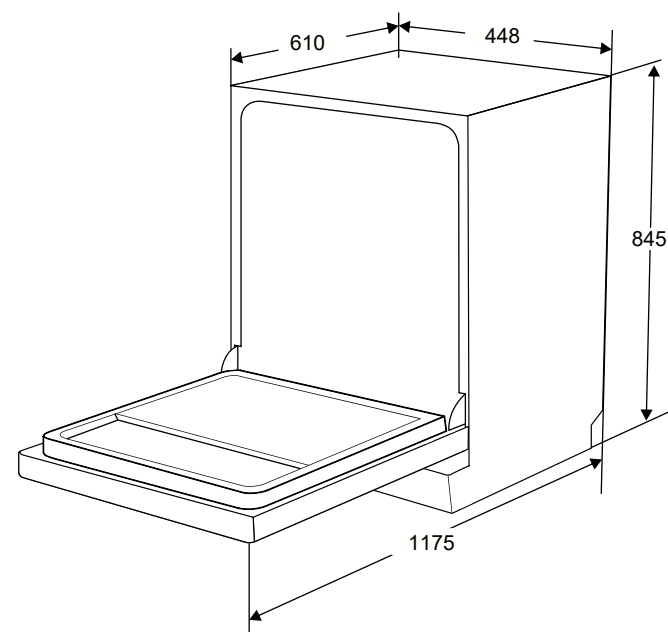


RANGEHOODS

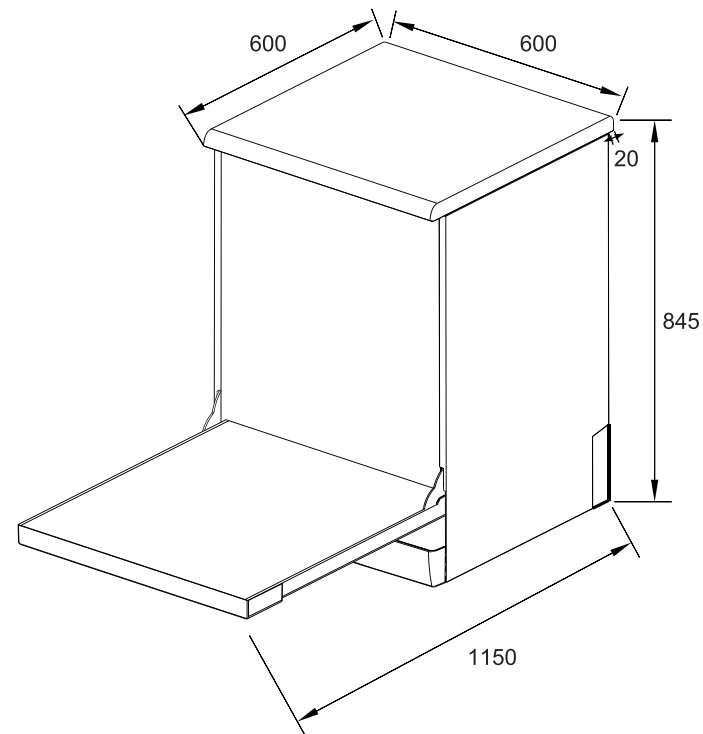


DISHWASHERS

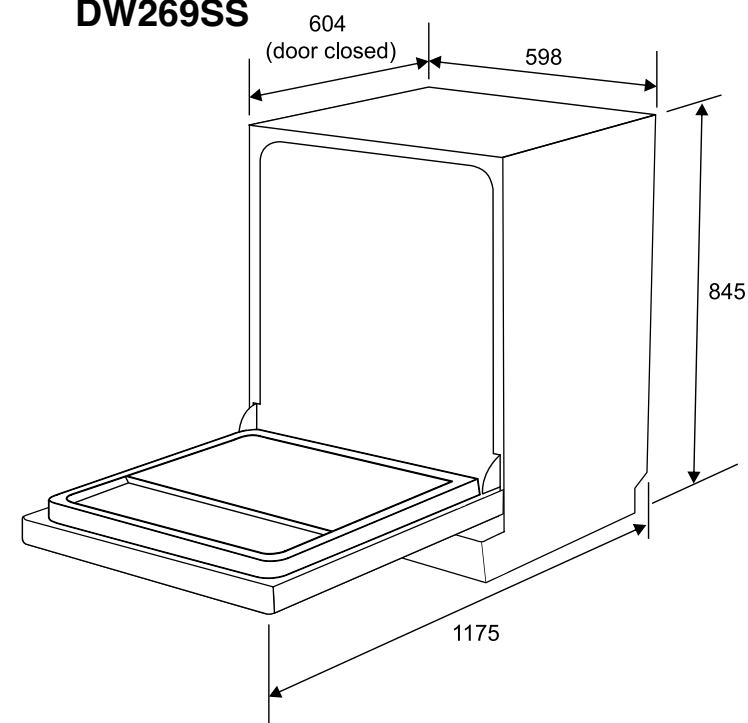
DW45DMS




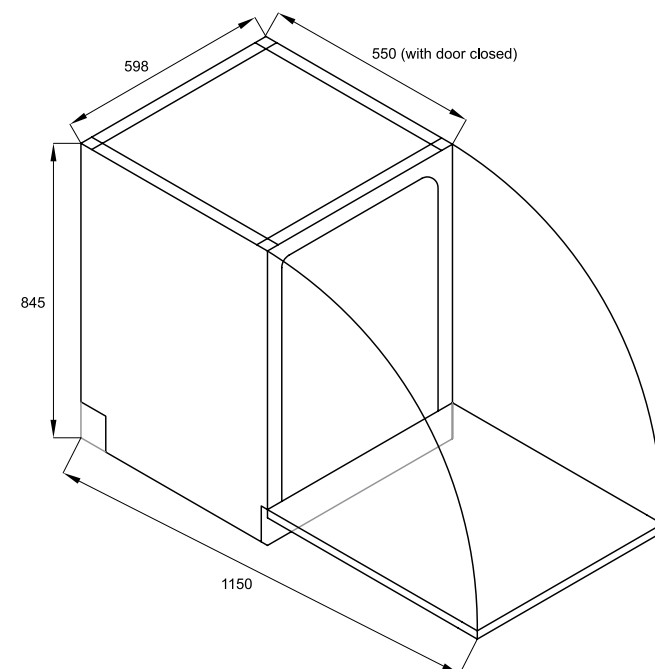
DW365DGS



DW269SS



DW360FI



Di LUSO
APPLIANCES



DiLUSO

A P P L I A N C E S

SHINDA AUSTRALIA PTY LTD
Unit 7, 9 Mavis Street, Revesby
NSW 2212 Australia

P 1300 358 770 | P 02 9773 7388 | F 02 9773 7399

W www.dilussoappliances.com.au



Di LUSO

A P P L I A N C E S

KITCHEN
COLLECTION

Di LUSO



CONTENTS

03

OUR STORY

04

Ovens

07 BUILT-IN

10 FREESTANDING COOKERS

12

COOKTOPS

13 INDUCTION

14 CERAMIC

16 GAS

18

STEAM OVENS

19 BUILT-IN COMBI

20 FREESTANDING COMBI

21 BUILT-IN STEAM

22 FREESTANDING STEAM

23

MICROWAVE OVENS

24

RANGEHOODS

25 CONCEALED

26 TELESCOPIC

28 CANOPY

32

DISHWASHERS

32 FREESTANDING

33 FULLY INTEGRATED



TURN YOUR LOVE
FOR COOKING
INTO A PASSION



EXPERIENCE THE DI LUSSO DIFFERENCE!

Di Lusso presents to you a collection of opulent appliances that will turn your passion for cooking into reality.

Di Lusso Appliances showcases the latest in kitchen technology as well as style. Our niche collection combines premium quality with intuitive features to bring inspiration to your kitchen and cooking.

OUR STORY

Translated from Italian, meaning “Of Luxury”, Di Lusso Appliances offer European style with value added features and designs.

With the customer at the forefront of everything we create, our collection includes built-in ovens, freestanding cookers, designer steam ovens, electric and gas cooktops, stainless steel dishwashers and rangehoods – everything a serious home cook could desire.

Di Lusso is a brand of Shinda Australia, who are renowned for reliability and superior customer service in the Australian market.

Shinda has been committed to providing Australians with innovative and quality products for the kitchen and bathroom since 1995.

This commitment is founded on strong relationships with manufacturers, stringent quality control and a dedicated Australian customer support team.

OVENS

Fan force baking

Triple glazed door

Telescopic rails

experience the **Di**fference



FINGERPRINT RESISTANT STAINLESS STEEL*

Keeps your oven exterior shiny and free of marks. Any stains can be removed with an easy wipe.



TRIPLE GLAZED DOORS

Triple glazed doors are an added safety feature as 3 layers of glass leaves the oven door cool to touch. **Di Lusso**, giving you peace of mind when you have small children who are interested in "What's cooking?"



TRUE FAN FORCE

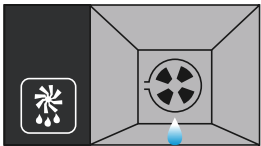
All Di Lusso ovens have a true fan force function even our most basic model. Fan force functionality, unlike fan assisted, has a circular heating element at the back of the oven, where the fan circulates heat evenly inside the cooking chamber, cooking your food evenly.



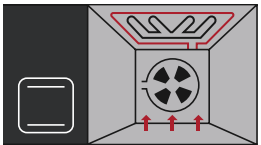
TELESCOPIC RAILS*

Telescopic rails allow the oven rack to extend right out, making it easier for you to baste your food, check on the cooking progress and remove the baking tray. Most **Di Lusso** ovens include two wire racks and a baking tray, giving you flexibility to cook on all different levels.

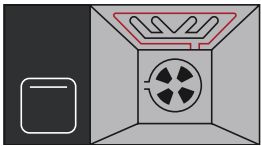
O V E N F U N C T I O N S



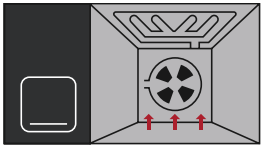
Defrost
The fan operates without the heating elements. Can be used to defrost frozen food. The required time for defrosting depends on the type and quantity of food, and the room temperature. Always check food packaging for instructions. (All models)



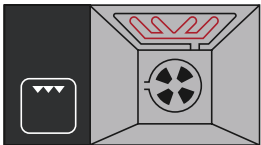
Conventional
The traditional way of cooking, using the bottom and top outer heating elements to provide heat from above and below. It is ideal for pastries and for slow cooking at a low temperature. Best positions are shelf levels 2 and 3.



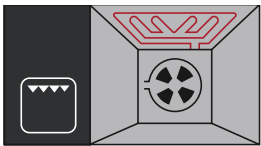
Top Heat
Top outer heating element radiates heat down directly to your food, giving your food a golden brown finish. Also suitable for gentle cooking and reheating meals.



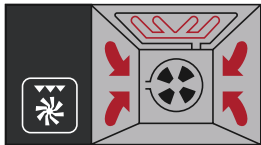
Bottom Heat
Operates the bottom heating element, for more focused heat and control. Use this function to achieve crispy bases in pies and pizzas. Also suitable for slow cooking or reheating meals.



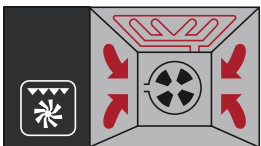
Half Grill
The inner top heating element operates. Provides direct heat to the top surface of the food. It is suitable for small portions of foods, e.g. toast. Keep oven door closed when in use.



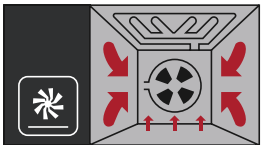
Full Grill
Both outer and inner part of the top heating element operates. It is more suitable for grilling larger portions of foods than the half grill function, e.g. sausages, steaks, fish. Keep oven door closed when in use.



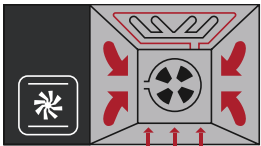
Half Grill + Fan
With fan assisted, the inner top heating element is able to give a very generous coverage of the grill tray from rear to front. Suitable for cooking small portions of food.



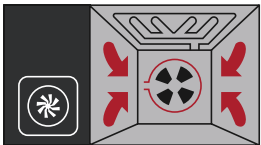
Full Grill + Fan
Both inner and outer part of the top heating element operates with fan assistance. The fan disperses the radiant heat from the elements. Suitable for browning food, whilst keeping it moist. The door must be closed whilst grilling.



Bottom Heating + Fan
Bottom heating element operates with fan assistance. It is perfect for dishes with a pastry base and filling, such as custard tarts. It is also suitable for heating precooked foods, or to sterilize preserving jars.



Top + Bottom Heating Element + Fan
Provides even heating with the top and bottom element and the fan operating simultaneously. Food will be browned on top and heated from the bottom.



Fan Forced
The circular heating element and the fan comes into operation. Heat is distributed evenly to all levels. Several dishes can be cooked on different shelves. Fan forced mode is ideal for baking, cooking large serves of food and cooking different dishes together. (All Di Lusso models)

B U I L T - I N O V E N S

ELECTRIC OVEN - 600MM 5 FUNCTION

OV605DMS



NEW

FINISH	Exterior	Black glass with stainless steel trim Triple glazed cool touch door
	Interior	High grade easy clean enamel
DIMENSIONS	595(W) x 596(H) x 546mm(D)	
CAPACITY	82L	
POWER SOURCE	Electricity 10amp plug in	
FUNCTIONS		
STD ACCESSORIES	1 x wire rack 1 x baking tray 1 x grill insert	
SHELVES	5 levels	
FEATURES	5 functions including fan forced Modern slim display panel 120min mechanical timer Oven ventilation system Triple glazed cool touch oven door Removable oven door for easy cleaning	
WARRANTY	3 years	

ELECTRIC OVEN - 600MM 5 FUNCTION

OV605DMB



NEW

FINISH	Exterior	Black glass Triple glazed cool touch door
	Interior	High grade easy clean enamel
DIMENSIONS	595(W) x 596(H) x 546mm(D)	
CAPACITY	82L	
POWER SOURCE	Electricity 10amp plug in	
FUNCTIONS		
STD ACCESSORIES	1 x wire rack 1 x baking tray 1 x grill insert	
SHELVES	5 levels	
FEATURES	5 functions including fan forced Modern slim display panel 120min mechanical timer Oven ventilation system Triple glazed cool touch oven door Removable oven door for easy cleaning	
WARRANTY	3 years	

B U I L T - I N O V E N S

ELECTRIC OVEN - 600MM 9 FUNCTION OV609DDS



NEW

FINISH	Exterior	Black glass with stainless steel trim Triple glazed cool touch door
	Interior	High grade easy clean enamel
DIMENSIONS	595(W) x 596(H) x 546mm(D)	
CAPACITY	82L	
POWER SOURCE	Electricity 15amp plug in	
FUNCTIONS		
STD ACCESSORIES	2 x wire racks 1 x baking tray 1 x grill insert 2 x telescopic rails (full length)	
SHELVES	5 levels	
FEATURES	9 functions including fan forced 2 pairs of fully extendable telescopic rails Modern slim display panel Digital clock Programmable digital timer Oven ventilation system Triple glazed cool touch oven door Removable oven door for easy cleaning	
WARRANTY	3 years	

B U I L T - I N O V E N S

ELECTRIC OVEN - 600MM SIDE OPENING 9 FUNCTION OV608SDS



FINISH	Exterior	Fingerprint resistant stainless steel Triple glazed cool touch door
	Interior	High grade easy clean enamel
DIMENSIONS	595(W) x 596(H) x 546mm(D)	
CAPACITY	73L	
POWER SOURCE	Electricity 15amp plug in	
FUNCTIONS		
STD ACCESSORIES	1 x wire rack 1 x baking tray 1 x grill insert	
SHELVES	5 levels	
FEATURES	Side opening door (can be left or right opening) 9 functions including fan forced Ergonomic easy turn knobs Digital clock Fingerprint resistant stainless steel Removable cool touch glass door	
WARRANTY	3 years	

ELECTRIC OVEN - 600MM 9 FUNCTION OV609DDB



NEW

FINISH	Exterior	Black glass Triple glazed cool touch door
	Interior	High grade easy clean enamel
DIMENSIONS	595(W) x 596(H) x 546mm(D)	
CAPACITY	82L	
POWER SOURCE	Electricity 15amp plug in	
FUNCTIONS		
STD ACCESSORIES	2 x wire racks 1 x baking tray 1 x grill insert 2 x telescopic rails (full length)	
SHELVES	5 levels	
FEATURES	9 functions including fan forced 2 pairs of fully extendable telescopic rails Modern slim display panel Digital clock Programmable digital timer Oven ventilation system Triple glazed cool touch oven door Removable oven door for easy cleaning	
WARRANTY	3 years	

ELECTRIC OVEN - 900MM SS 9 FUNCTION OV908DSL



FINISH	Exterior	Fingerprint resistant stainless steel Triple glazed cool touch door
	Interior	High grade easy clean enamel
DIMENSIONS	895(W) x 475(H) x 568mm(D)	
CAPACITY	100L	
POWER SOURCE	Electricity 15amp plug in	
FUNCTIONS		
STD ACCESSORIES	1 x telescopic rail 1 x telescopic rack 1 x baking tray 1 x grill insert 1 x tray handle 1 x multiple skewer rotisserie	
SHELVES	4 levels	
FEATURES	9 functions including fan forced Rotisserie 1 set of telescopic rack and rails Programmable digital timer (up to 23hrs 59mins) Digital clock Digital thermostat Removable cool touch glass door	
WARRANTY	3 years	

BUILT-IN OVENS

ELECTRIC OVEN - 900MM BLACK GLASS 12 FUNCTION OV911TBL



FINISH	Exterior	Black glass Triple glazed cool touch door
	Interior	High grade easy clean enamel
DIMENSIONS	895(W) x 475(H) x 568mm(D)	
CAPACITY	100L	
POWER SOURCE	Electricity 15amp plug in	
FUNCTIONS		
STD ACCESSORIES	1 x telescopic rail 1 x telescopic rack 1 x baking tray 1 x grill insert 1 x tray handle 1 x multiple skewer rotisserie	
SHELVES	4 levels	
FEATURES	12 function oven with rotisserie Full digital touch controls 1 set of telescopic rack and rails Programmable digital timer (up to 23hrs 59mins) Digital thermostat Removable cool touch triple glazed door	
WARRANTY	3 years	

FREESTANDING COOKERS

FREESTANDING DUAL FUEL COOKER - 900MM DESIGNER FS909G5CSD



HOB	5 burner gas cooktop with central wok burner Cast iron trivets Triple ring wok burner	Italian Sabaf burners Flame Failure Device on all burners Under knob ignition
	BURNERS	MJ/HR
OVEN	Wok Large Medium x 2 Auxiliary	12.5 11.5 6.7 4.0
	98L, 10 function oven 	High grade easy clean enamel LED programmable timer Triple glazed removable cool touch door Cavity cooling system
DIMENSIONS	903(W) x 605 (D) x 948 (H)	
POWER SOURCE	Cooktop - Natural gas/LPG Oven - Electric	
STD ACCESSORIES	4 telescopic rails 2 x telescopic rack 1 x telescopic baking tray	1 x grill insert 2 x rack tong Push in pop out storage drawer
OPTIONS	LPG converter	
SHELVES	4 positions	
WARRANTY	3 years	

FREESTANDING COOKERS

FREESTANDING DUAL FUEL COOKER - 600MM FS607G4DS



HOB	4 burner gas cooktop Cast iron trivets	Italian Sabaf burners Flame failure devices Under knob ignition
	BURNERS	MJ/HR
OVEN	Wok Medium x 2 Auxiliary	12.5 6.7 4.0
	58L, 8 function oven 	High grade easy clean enamel LED programmable timer Triple glazed removable cool touch door Cavity cooling system
DIMENSIONS	603(W) x 600 (D) x 900 (H)	
POWER SOURCE	Cooktop - Natural gas/LPG Oven - Electric	
STD ACCESSORIES	2 x wire racks 1 x baking tray 1 x grill insert	1 x rack tong Pull out storage drawer LPG converter
OPTIONS	Stainless steel kickboard	
SHELVES	4 positions	
WARRANTY	3 years	

FREESTANDING DUAL FUEL COOKER - 900MM PRESTIGE FS909G5SSD



HOB	5 burner gas cooktop with side wok burner Cast iron trivets Triple ring wok burner	Italian Sabaf burners Flame Failure Device on all burners Stainless steel coloured knobs Under knob ignition
	BURNERS	MJ/HR
OVEN	Wok Large Medium x 2 Auxiliary	12.5 11.5 6.7 4.0
	98L, 10 function oven 	High grade easy clean enamel LED programmable timer Triple glazed removable cool touch door Cavity cooling system
DIMENSIONS	903(W) x 605 (D) x 948 (H)	
POWER SOURCE	Cooktop - Natural gas/LPG	Oven - Electric
STD ACCESSORIES	4 telescopic rails 2 x telescopic rack 1 x telescopic baking tray	1 x grill insert 2 x rack tong Push in pop out storage drawer
OPTIONS	LPG converter	
SHELVES	4 positions	
WARRANTY	3 years	

COOKTOPS

Induction

Ceramic

Gas

designed with you in mind

INDUCTION COOKTOP - 600MM FLEXI ZONE

IC603GKB



FINISH	EuroKera bevelled edged black glass
DIMENSIONS	590(W) x 520mm(D)
POWER SOURCE	30amp hard wired
ZONES	1 x 2000/3000W booster 1 x 1500/2000W booster 1 x 2000/2600W booster 1 x 1500/2000W booster Flexi - 3000/3600W booster
CONTROLS	Sensor touch Slider controls 9 variable heating levels
FEATURES	Flexi Zone Power booster function Auto off timer Pause function Cookware detection Residual heat Indicators Overheating protection Child lock Bevelled edged EuroKera glass for a flush finish
WARRANTY	3 years

INDUCTION COOKTOP - 900MM FLEXI ZONE

IC904GKF



NEW

FINISH	EuroKera bevelled edged black glass
DIMENSIONS	900(W) x 520mm(D)
POWER SOURCE	32amp hard wired
ZONES	1 x 2300 / 3000W booster 2 x 1500 / 2000W booster 2 x 2000 / 2600W booster Flexi - 3000 / 3600W booster
CONTROLS	Sensor touch Slider controls 9 variable heating levels
FEATURES	5 zones + Flexi Zone Power booster function on all zones Auto off timer Pause function Cookware detection Residual heat Indicators Overheating protection Child lock Bevelled edged EuroKera glass for a flush finish
WARRANTY	3 years


C O O K T O P S

CERAMIC COOKTOP - 300MM TOUCH CONTROL CC302GC



FINISH	Black glass
DIMENSIONS	288(W) x 520mm(D)
POWER SOURCE	16amp hard wired
ZONES	1 x 1800 watt 1 x 1200 watt
CONTROLS	Touch control
FEATURES	9 variable heating levels Individual timer Pause function Residual heat indicator Child lock Overheat protection
WARRANTY	3 years

CERAMIC COOKTOP - 600MM KNOB CONTROL CC604MK



FINISH	Schott black glass
DIMENSIONS	590(W) x 520mm(D)
POWER SOURCE	30amp hard wired
ZONES	2 x 1200watt 2 x 1800watt
CONTROLS	Knob Control 12 variable heating levels
FEATURES	Power indicator Residual heat Indicators Overheating protection
WARRANTY	3 years

C O O K T O P S

CERAMIC COOKTOP - 600MM TOUCH CONTROL CC604MBT



FINISH	Schott bevelled edged black glass
DIMENSIONS	590(W) x 520mm(D)
POWER SOURCE	30amp hard wired
ZONES	2 x 1200watt 2 x 1800watt
CONTROLS	Sensor touch
FEATURES	Auto off timer Residual heat Indicators Overheating protection Child lock Bevelled edged Schott glass for a flush finish
WARRANTY	3 years

CERAMIC COOKTOP - 900MM TOUCH CONTROL CC905MBT



FINISH	Schott bevelled edged black glass
DIMENSIONS	900(W) x 520mm(D)
POWER SOURCE	35amp hard wired
ZONES	2 x 1200watt 1 x 1800watt 1 x 1100/2000 watt expandable zone 1 x 1000/2200 watt expandable zone
CONTROLS	Sensor touch 9 variable heating levels
FEATURES	Auto off timer Residual heat Indicators Overheating protection Child lock Bevelled edged Schott glass for a flush finish
WARRANTY	3 years



C O O K T O P S

GAS COOKTOP - 600MM SS ENAMEL TRIVETS


GC604MSFE



FINISH	Stainless steel	
DIMENSIONS	590(W) x 500mm(D)	
POWER SOURCE	Natural Gas / LPG	
TRIVETS	Black enameled steel	
BURNERS	Triple ring wok burner Semi-rapid burner (2) Auxiliary burner	13.5MJ/h 6.3MJ/h 4.3MJ/h
CONTROLS	Side controls	
FEATURES	Flame failure devices Italian SABAF burners Wok trivet	Automatic under knob ignition All trivets, burner caps and knobs are removable and dishwasher safe LPG converter included
OPTIONS	Cast iron trivets	
WARRANTY	3 years	

GAS COOKTOP - 600MM SS CAST IRON TRIVETS

GC604MSFC



FINISH	Stainless steel	
DIMENSIONS	590(W) x 500mm(D)	
POWER SOURCE	Natural Gas / LPG	
TRIVETS	Cast iron trivets	
BURNERS	Triple ring wok burner Semi-rapid burner (2) Auxiliary burner	13.5MJ/h 6.3MJ/h 4.3MJ/h
CONTROLS	Side controls	
FEATURES	Flame failure devices Italian SABAF burners Cast iron trivets Wok trivet	Automatic under knob ignition All trivets, burner caps and knobs are removable and dishwasher safe LPG converter included
WARRANTY	3 years	

GAS COOKTOP - 600MM BLACK GLASS

GC604MBFC



FINISH	Black glass	
DIMENSIONS	600(W) x 510mm(D)	
POWER SOURCE	Natural Gas / LPG	
TRIVETS	Cast iron trivets	
BURNERS	Triple ring wok burner Semi-rapid burner (2) Auxiliary burner	13.5MJ/h 6.3MJ/h 4.3MJ/h
CONTROLS	Side controls	
FEATURES	Flame failure devices Italian SABAF burners Cast iron trivets Wok trivet	Automatic under knob ignition All trivets, burner caps and knobs are removable and dishwasher safe LPG converter included
WARRANTY	3 years	

C O O K T O P S

GAS COOKTOP - 900MM STAINLESS STEEL

GC905MSFC



FINISH	Stainless steel	
DIMENSIONS	860(W) x 510mm(D)	
POWER SOURCE	Natural Gas / LPG	
TRIVETS	Cast iron trivets	
BURNERS	Triple ring wok burner Rapid burner Semi-rapid burner (2) Auxiliary burner	13.5MJ/h 10.8MJ/h 6.3MJ/h 4.3MJ/h
CONTROLS	Front knob controls	
FEATURES	Flame failure devices Italian SABAF burners Side triple ring wok burner Wok trivet included Cast iron trivets	Automatic under knob ignition All trivets, burner caps and knobs are removable and dishwasher safe LPG converter included
WARRANTY	3 years	

GAS COOKTOP - 900MM BLACK GLASS

GC905MBFCC



FINISH	Black glass	
DIMENSIONS	900(W) x 510mm(D)	
POWER SOURCE	Natural Gas / LPG	
TRIVETS	Cast iron trivets	
BURNERS	Triple ring wok burner Rapid burner Semi-rapid burner (2) Auxiliary burner	13.5MJ/h 10.8MJ/h 6.3MJ/h 4.3MJ/h
CONTROLS	Front knob controls	
FEATURES	Flame failure devices Italian SABAF burners Side triple ring wok burner Wok trivet included Cast iron trivets	Automatic under knob ignition All trivets, burner caps and knobs are removable and dishwasher safe LPG converter included
WARRANTY	3 years	



STEAM OVENS

a **Di**fferent way to cook

Steam offers a healthier way of cooking. Nutrients are not lost, food is moist and the steam oven is ideal for those who prefer not to use a microwave.

Di Lusso combi ovens and steam ovens have one of the largest capacities in the market. You can cook on several levels at a time and our combi ovens give you the benefits of steaming and baking in the one oven.

The advantage of steam cooking is that food smells are not transferred, so you can steam fish, vegetables and rice together without it all smelling like fish. A three course meal can be cooked together.

Our water reservoir is built into the steam oven, giving you a larger cooking chamber. The reservoir is easily topped up via the patented push and pop out spout. The reservoir can be easily topped up during cooking, a warning bell will ring advising you to top up with water. This can be all done without interruption to the cooking process.

All Di Lusso steam ovens come with a stainless steel rack and a perforated and solid steaming tray, giving you options to cook on all levels.

There are both built-in and table top models available.

S T E A M O V E N S

BUILT-IN COMBI STEAM OVEN - SS

CSO45SBI



FINISH	Exterior	Finger print resistant stainless steel
	Interior	Full stainless steel Triple Glazed Door
DIMENSIONS	597(W) x 454(H) x 480mm(D)	
CAPACITY	45L	
POWER SOURCE	15amp plug in	
STD ACCESSORIES	1 x stainless steel rack 1 x stainless steel perforated tray 1 x stainless steel solid tray 1 x water pitcher	
LEVELS	3 levels	
FEATURES	Steam, Fan Forced, Top element Baking and Grill functions Programmable steam combi functions Digital touch LCD controls Water reservoir can be topped up during use Soft opening water filling mechanism Warning alarm when reservoir is full or near empty Auto shut off when oven door is opened Child lock	
WARRANTY	3 years	

BUILT-IN COMBI STEAM OVEN - BLACK GLASS

CSO45BBI



FINISH	Exterior	Black glass
	Interior	Full stainless steel Triple Glazed Door
DIMENSIONS	597(W) x 454(H) x 480mm(D)	
CAPACITY	45L	
POWER SOURCE	15amp plug in	
STD ACCESSORIES	1 x stainless steel rack 1 x stainless steel perforated tray 1 x stainless steel solid tray 1 x water pitcher	
LEVELS	3 levels	
FEATURES	Steam, Fan Forced, Top element Baking and Grill functions Programmable steam combi functions Digital touch LCD controls Water reservoir can be topped up during use Soft opening water filling mechanism Warning alarm when reservoir is full or near empty Auto shut off when oven door is opened Child lock	
WARRANTY	3 years	

S T E A M O V E N S

FREESTANDING COMBI STEAM OVEN



FINISH	Exterior options	Silver and Black Black Red
	Interior	Full stainless steel Triple Glazed Door
DIMENSIONS	490(W) x 415(H) x 380mm(D)	
CAPACITY	28L	
POWER SOURCE	Electricity 10amp plug in	
STD ACCESSORIES	1 x stainless steel perforated tray 1 x stainless steel solid tray 1 x element guard 1 x water pitcher	
LEVELS	3 levels	
FEATURES	Steam, High Temperature Steam, Steam Assist, Convention and Grill functions Programmable steam combi functions Table top design Digital touch LCD controls Top opening water reservoir Water reservoir can be refilled during use Warning alarm when reservoir is full or near empty Auto shut off when oven door is opened Child lock	
WARRANTY	3 years	



CS028SBFS - SILVER



CS028ABFS - BLACK



CS028RBFS - RED

S T E A M O V E N S

BUILT-IN STEAM OVEN - STAINLESS STEEL

S060SBBI



FINISH	Exterior	Finger print resistant stainless steel
	Interior	Full stainless steel
DIMENSIONS	597(W) x 395(H) x 460mm(D)	
CAPACITY	33L	
POWER SOURCE	Electricity 10amp plug in	
STD ACCESSORIES	1 x stainless steel rack 1 x stainless steel perforated tray 1 x stainless steel solid tray 1 x water pitcher	
LEVELS	3 levels	
FEATURES	Extra large oven capacity Digital touch LED controls Water reservoir can be topped up during use Patented built-in water reservoir and filling mechanism Warning alarm when reservoir is full or near empty Water reservoir drains effortlessly with a touch of a button Auto shut off when oven door is opened	
WARRANTY	3 years	

BUILT-IN STEAM OVEN - BLACK GLASS

S060BBBI



FINISH	Exterior	Full black glass
	Interior	Full stainless steel
DIMENSIONS	597(W) x 395(H) x 460mm(D)	
CAPACITY	33L	
POWER SOURCE	Electricity 10amp plug in	
STD ACCESSORIES	1 x stainless steel rack 1 x stainless steel perforated tray 1 x stainless steel solid tray 1 x water pitcher	
LEVELS	3 levels	
FEATURES	Extra large oven capacity Digital touch LED controls Water reservoir can be topped up during use Patented built-in water reservoir and filling mechanism Warning alarm when reservoir is full or near empty Water reservoir drains effortlessly with a touch of a button Over heating protection system Auto shut off when oven door is opened	
WARRANTY	3 years	

STEAM OVENS

FREESTANDING STEAM OVEN - BLACK GLASS S0633BBFS



FINISH	Exterior	Full black glass
	Interior	Full stainless steel
DIMENSIONS	539(W) x 393(H) x 459mm(D)	
CAPACITY	33L	
POWER SOURCE	Electricity 10amp plug in	
STD ACCESSORIES	1 x stainless steel racks 1 x stainless steel perforated tray 1 x stainless steel solid tray 1 x water pitcher	
LEVELS	3 levels	
FEATURES	Tabletop plug in design - able to fit into most microwave cabinets Extra large oven capacity Digital touch LED controls Water reservoir can be topped up during use Patented built-in water reservoir and filling mechanism Warning alarm when reservoir is full or near empty Water reservoir drains automatically via flip out spout Over heating protection system Auto shut off when oven door is opened	
WARRANTY	3 years	

MICROWAVE OVENS

COMBINATION MICROWAVE OVEN MC025FTB



NEW

FINISH	Black glass
DIMENSIONS	595 x 388 x 475mm
CAPACITY	25L
POWER SOURCE	Electricity 10amp plug in
CONTROLS	Touch controls
FUNCTIONS	Fan Forced Baking 900W Microwave Grill Defrost Combination cooking
FEATURES	Built-in design Programmable multistage cooking 10 Preset menu options Auto weight defrost Stainless steel cooking chamber Glass turn-table Metal grill rack Digital clock and timer Child Lock
WARRANTY	3 years

FREESTANDING STEAM OVEN - WHITE GLASS S0633WWFS



FINISH	Exterior	Full white glass
	Interior	Full stainless steel
DIMENSIONS	539(W) x 393(H) x 459mm(D)	
CAPACITY	33L	
POWER SOURCE	Electricity 10amp plug in	
STD ACCESSORIES	1 x stainless steel racks 1 x stainless steel perforated tray 1 x stainless steel solid tray 1 x water pitcher	
LEVELS	3 levels	
FEATURES	Tabletop plug in design - able to fit into most microwave cabinets Extra large oven capacity Digital touch LED controls Water reservoir can be topped up during use Patented built-in water reservoir and filling mechanism Warning alarm when reservoir is full or near empty Water reservoir drains automatically via flip out spout Over heating protection system Auto shut off when oven door is opened	
WARRANTY	3 years	

BUILT-IN MICROWAVE WITH GRILL MOV28S2M



FINISH	Stainless steel
DIMENSIONS	595(W) x 388(H) x 440mm(D)
CAPACITY	28L
POWER SOURCE	Electricity 10amp plug in
CONTROLS	Digital and knob control
FUNCTIONS	900W Microwave 1000W Grill power 5 Power levels 10 Preset menu options
FEATURES	True built-in microwave Glass turn-table Metal grill rack Programmable multistage cooking Programmable timer Auto weight defrost Child Lock
WARRANTY	3 years

RANGEHOODS

Concealed

Telescopic

Canopy

experience the **Di**fference

RANGEHOODS

CONCEALED RANGEHOOD - 520MM

CE528MP



FINISH	Stainless steel
DIMENSIONS	520 x 284mm
POWER SOURCE	10amp
INSTALLATION	Undermount
DUCTING	Ducted or recirculating
FLUE Ø	150mm
CAPACITY	800m3/hr
MOTOR	290 watt motor
NOISE RATING	< 69db
SPEEDS	3 speed mechanical controls
FILTER	1 x Aluminium filter, removable and washable
ILLUMINATION	2 x 1.5W LED bulbs
OPTIONS	Charcoal filters
WARRANTY	3 years

CONCEALED RANGEHOOD - 700MM

CE728MP



FINISH	Stainless steel
DIMENSIONS	700 x 284mm
POWER SOURCE	10amp
INSTALLATION	Undermount
DUCTING	Ducted or recirculating
FLUE Ø	150mm
CAPACITY	800m3/hr
MOTOR	290 watt motor
NOISE RATING	< 69db
SPEEDS	3 speed mechanical controls
FILTER	1 x Aluminium filter, removable and washable
ILLUMINATION	2 x 1.5W LED bulbs
OPTIONS	Charcoal filters
WARRANTY	3 years

R A N G E H O O D S

CONCEALED RANGEHOOD - 900MMCE928MP



FINISH	Stainless steel
DIMENSIONS	900 x 284mm
POWER SOURCE	10amp
INSTALLATION	Undermount
DUCTING	Ducted or recirculating
FLUE Ø	150mm
CAPACITY	800m3/hr
MOTOR	290 watt motor
NOISE RATING	< 69db
SPEEDS	3 speed mechanical controls
FILTER	2 x Aluminium filter, removable and washable
ILLUMINATION	2 x 1.5W LED bulbs
OPTIONS	Charcoal filters
WARRANTY	3 years

R A N G E H O O D S

TELESCOPIC RANGEHOOD - 600MMTH604MSL



FINISH	Stainless steel
DIMENSIONS	595(W) x 300mm(D) (434mm fully extended)
	80mm fascia (recirculating mode) 43mm fascia (ducted mode)
POWER SOURCE	10amp
INSTALLATION	Built-in, integrated fascia
DUCTING	Ducted or Recirculating
FLUE Ø	120mm
CAPACITY	400m3/hr
MOTOR	100W twin motors
NOISE RATING	< 71db
SPEEDS	2 speed mechanical controls
FILTER	2 x Aluminium filters, removable and washable
ILLUMINATION	2 X LED lights
OPTIONS	Charcoal filters
WARRANTY	3 years

TELESCOPIC RANGEHOOD - 600MMTH602MSL



FINISH	Stainless steel
DIMENSIONS	595(W) x 305mm(D) (441mm fully extended)
	43mm fascia
POWER SOURCE	10amp
INSTALLATION	Built-in, integrated fascia
DUCTING	Ducted only
FLUE Ø	120mm
CAPACITY	220m3/hr
MOTOR	125W single motor
NOISE RATING	< 65db
SPEEDS	2 speed mechanical controls
FILTER	2 x Aluminium filters, removable and washable
ILLUMINATION	2 X LED lights
WARRANTY	3 years

TELESCOPIC RANGEHOOD - 900MMTH933DSL




NEW

FINISH	Stainless steel fascia
DIMENSIONS	898 x 297mm (467mm fully extended)
	72mm fascia
POWER SOURCE	10amp
INSTALLATION	Built-in, integrated fascia
DUCTING	Ducted or Recirculating
FLUE Ø	122mm
CAPACITY	330m3/hr
MOTOR	130W twin motors
NOISE RATING	< 67db
SPEEDS	2 speed mechanical controls
FILTER	2 x Aluminium filters, removable and washable
ILLUMINATION	2 x LED lights
OPTIONS	Charcoal filters
WARRANTY	3 years

R A N G E H O O D S

SS CANOPY RANGEHOOD - 600MMCH606SS



FINISH	Stainless steel
DIMENSIONS	600 x 472mm
POWER SOURCE	10amp
INSTALLATION	Wall mounted
DUCTING	Ducted or recirculating
FLUE Ø	150mm
MAX HEIGHT	1200mm including body
CAPACITY	600m3/hr
MOTOR	210W motor with stainless steel chassis
NOISE RATING	< 69db
SPEEDS	3 speed soft touch controls
FILTER	2 x Aluminium filters, removable and washable
ILLUMINATION	2 x LED lights
OPTIONS	Charcoal filters
WARRANTY	3 years

SS CANOPY RANGEHOOD - 900MMCH906SS



FINISH	Stainless steel
DIMENSIONS	900 x 472mm
POWER SOURCE	10amp
INSTALLATION	Wall mounted
DUCTING	Ducted or recirculating
FLUE Ø	150mm
MAX HEIGHT	1200mm including body
CAPACITY	600m3/hr
MOTOR	210W motor with stainless steel chassis
NOISE RATING	< 69db
SPEEDS	3 speed soft touch controls
FILTER	3 x Aluminium filters, removable and washable
ILLUMINATION	2 x LED lights
OPTIONS	Charcoal filters
WARRANTY	3 years

R A N G E H O O D S

GLASS CANOPY RANGEHOOD - 600MMCH607GSS



FINISH	Stainless steel
DIMENSIONS	600(W) x 460mm(D)
POWER SOURCE	10amp
INSTALLATION	Wall mounted
DUCTING	Ducted or recirculating
FLUE Ø	150mm
MAX HEIGHT	980mm including body
CAPACITY	750m³/hr
MOTOR	260W motor with stainless steel chassis
NOISE RATING	<59db
SPEEDS	3 speed soft touch controls
FILTER	2 x Aluminium filters, removable and washable
ILLUMINATION	2 x LED lights
OPTIONS	Charcoal filters Interchangeable motor options
WARRANTY	3 years

GLASS CANOPY RANGEHOOD - 900MMCH907GSS



FINISH	Stainless steel
DIMENSIONS	900(W) x 460mm(D)
POWER SOURCE	10amp
INSTALLATION	Wall mounted
DUCTING	Ducted or recirculating
FLUE Ø	150mm
MAX HEIGHT	980mm including body
CAPACITY	750m³/hr
MOTOR	260W motor with stainless steel chassis
NOISE RATING	<59db
SPEEDS	3 speed soft touch controls
FILTER	2 x Aluminium filters, removable and washable
ILLUMINATION	2 x LED lights
OPTIONS	Charcoal filters Interchangeable motor options
WARRANTY	3 years

Q SERIES Selected Di Lusso rangehoods can be installed with an offboard motor, providing a quieter alternative. For more options with your rangehood, see our Q SERIES brochure for more details.

R A N G E H O O D S

T STYLE CANOPY RANGEHOOD - 600MMCH624SL



FINISH	Stainless steel with black glass display
DIMENSIONS	598(W) x 500mm(D)
POWER SOURCE	10amp
INSTALLATION	Wall mounted
DUCTING	Ducted or recirculating
FLUE Ø	150mm
MAX HEIGHT	995mm including body
CAPACITY	1000m3/hr
MOTOR	400W motor with stainless steel chassis
NOISE RATING	<59db
SPEEDS	4 speed concealed LED touch control
FILTER	2 x Aluminium filters, removable and washable
ILLUMINATION	LED light bar
OPTIONS	Charcoal filters Remote Control Interchangeable motor options
WARRANTY	3 years



T STYLE CANOPY RANGEHOOD - 900MMCH924SL



FINISH	Stainless steel with black glass display
DIMENSIONS	898(W) x 500mm(D)
POWER SOURCE	10amp
INSTALLATION	Wall mounted
DUCTING	Ducted or recirculating
FLUE Ø	150mm
MAX HEIGHT	995mm including body
CAPACITY	1000m3/hr
MOTOR	400W motor with stainless steel chassis
NOISE RATING	<59db
SPEEDS	4 speed concealed LED touch control
FILTER	3 x Aluminium filters, removable and washable
ILLUMINATION	LED light bar
OPTIONS	Charcoal filters Remote Control Interchangeable motor options
WARRANTY	3 years



R A N G E H O O D S

CURVED GLASS CANOPY RANGEHOOD - 900MMCH903GSTL



FINISH	Stainless steel with tempered glass
DIMENSIONS	898(W) x 460mm(D)
POWER SOURCE	10amp
INSTALLATION	Wall mounted
DUCTING	Ducted or recirculating
FLUE Ø	150mm
MAX HEIGHT	981mm including body
CAPACITY	1000m3/hr
MOTOR	400W motor with stainless steel chassis
NOISE RATING	<59db
SPEEDS	4 speed concealed LED touch control
FILTER	2 x Aluminium filters, removable and washable
ILLUMINATION	LED light bar
OPTIONS	Charcoal filters Remote Control Interchangeable motor options
WARRANTY	3 years



BLACK GLASS BAFFLE FILTER RANGEHOOD - 900MMCH917BSL



FINISH	Stainless steel with black glass display
DIMENSIONS	898(W) x 500mm(D)
POWER SOURCE	10amp
INSTALLATION	Wall mounted
DUCTING	Ducted or recirculating
FLUE Ø	150mm
MAX HEIGHT	1010mm including body
CAPACITY	1000m3/hr
MOTOR	400W motor with stainless steel chassis
NOISE RATING	<59db
SPEEDS	4 speed concealed LED touch control
FILTER	3 x Stainless steel Baffle Filters
ILLUMINATION	LED light bar
OPTIONS	Charcoal filters Remote Control Interchangeable motor options
WARRANTY	3 years



D I S H W A S H E R S

FREESTANDING DISHWASHER - 450MM
9 PLACE SETTINGS

DW45MS



FINISH	Stainless steel	
DIMENSIONS	448 (W) x 610 (D) x 845mm (H)	
WELS WATER EFFICIENCY	3 stars	
WELS WATER CONSUMPTION	11.2L	
ENERGY RATING	3 stars	
NOISE LEVEL	49dB	
CONTROLS	Press button	
FUNCTIONS	6 washing programs	
CAPACITY	9 place settings	
FEATURES	Space saving Half load option Extra dry option LED display Delay start	Child lock Stainless steel door panel Stainless steel drum Removable top cover
WARRANTY	3 years	

D I S H W A S H E R S

FREESTANDING DISHWASHER - 600MM
14 PLACE SETTINGS

DW365DGS



FINISH	Stainless steel	
DIMENSIONS	600(W) x 600(D) x 845mm(H)	
WELS WATER EFFICIENCY	4.5 stars	
WELS WATER CONSUMPTION	12.7L	
ENERGY RATING	3.5 stars	
NOISE LEVEL	49dB	
CONTROLS	Electronic touch with LED display	
FUNCTIONS	6 washing programs	
CAPACITY	14 place settings	
FEATURES	Dry+ option Third level cutlery drawer Concealed heating element Foldable lower racks Height adjustable upper basket	Aquasafe flood protection Stainless steel door panel Stainless steel drum Removable top cover Delay start Child lock
WARRANTY	3 years	

FREESTANDING DISHWASHER - 600MM
12 PLACE SETTINGS

DW269SS



FINISH	Stainless steel	
DIMENSIONS	598 (W) x 604 (D) x 845mm (H)	
WELS WATER EFFICIENCY	4.5 stars	
WELS WATER CONSUMPTION	10.5L	
ENERGY RATING	3 stars	
NOISE LEVEL	49dB	
CONTROLS	Press button	
FUNCTIONS	6 washing programs	
CAPACITY	12 place settings	
FEATURES	Extra dry option Half load option Height adjustable upper basket Concealed heating element Stainless steel door panel Stainless steel drum Removable top cover Delay start Child lock	
WARRANTY	3 years	

FULLY INTEGRATED DISHWASHER - 600MM
14 PLACE SETTINGS

DW360FI

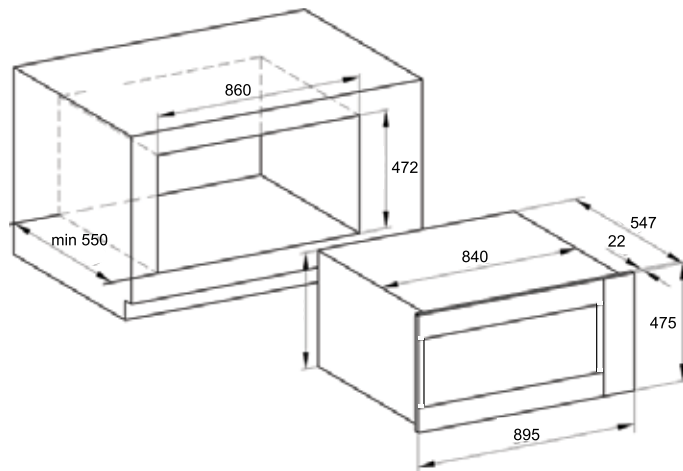


DOOR SOLD SEPARATELY

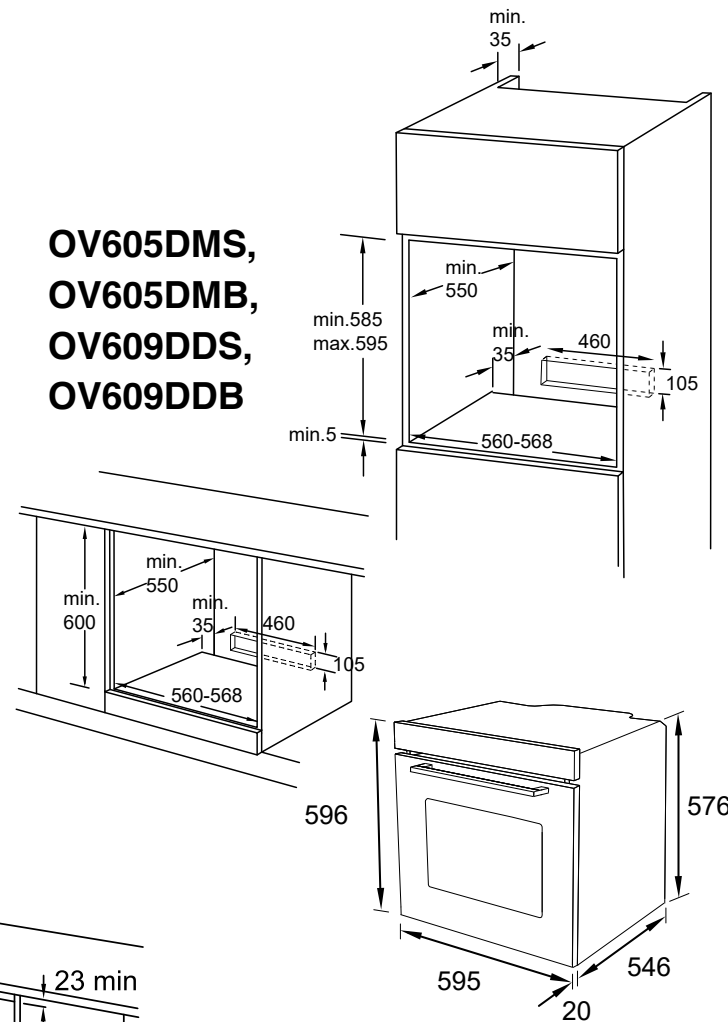
FINISH	Stainless steel	
DIMENSIONS	598(W) x 550(D) x 845mm(H)	
WELS WATER EFFICIENCY	4.5 stars	
WELS WATER CONSUMPTION	12L	
ENERGY RATING	3.5 stars	
NOISE LEVEL	49dB	
CONTROLS	Push button controls with LED display	
FUNCTIONS	8 washing programs	
CAPACITY	14 place settings	
FEATURES	Turbo drying Half load option Concealed heating element Foldable lower racks Height adjustable upper basket	Third level cutlery drawer Aquasafe flood protection Stainless steel drum Delay start
OPTIONS	Door panel with handle	
WARRANTY	3 years	

OVENS & MICROWAVES

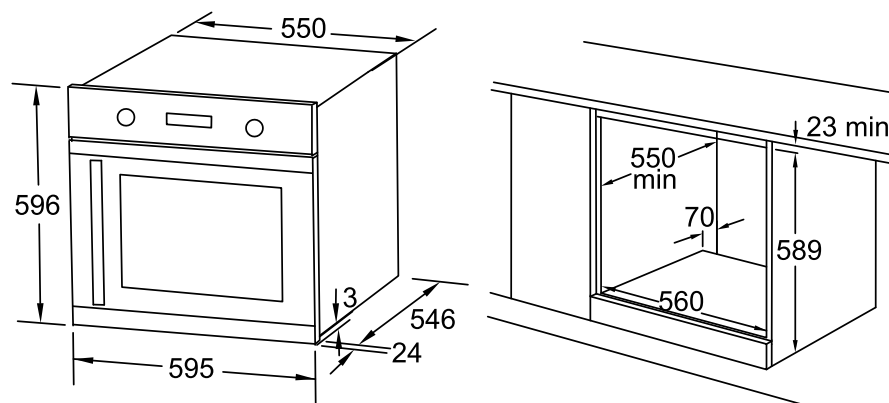
OV908DSL, OV911TBL



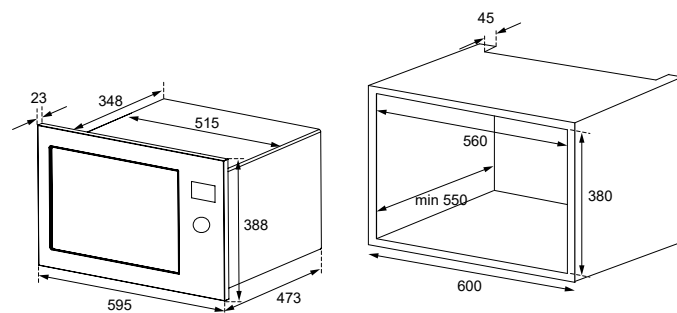
**OV605DMS,
OV605DMB,
OV609DDS,
OV609DDB**



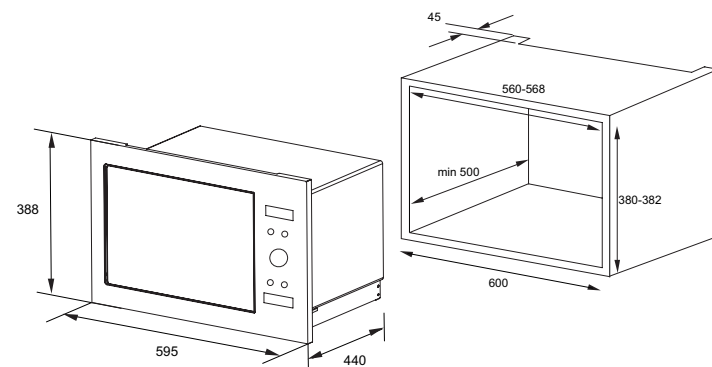
OV608SDS



MCO25FTB

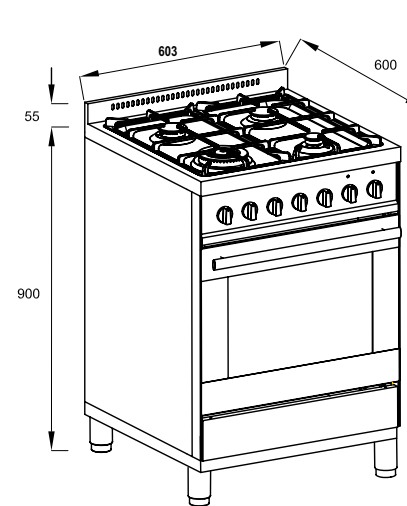


MOV28S2M

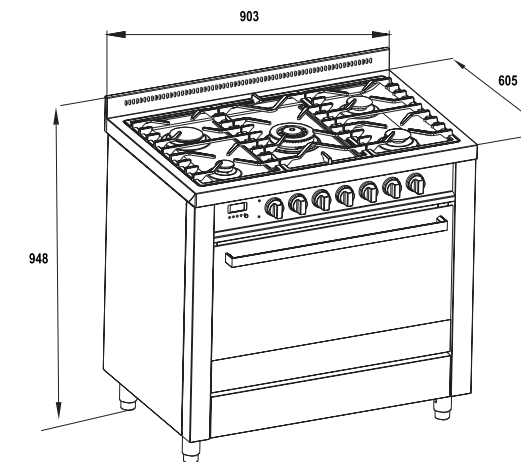


FREESTANDING OVENS

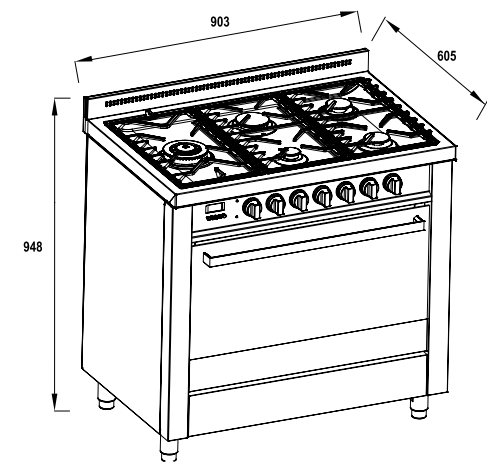
FS607G4DS



FS909G5CSD

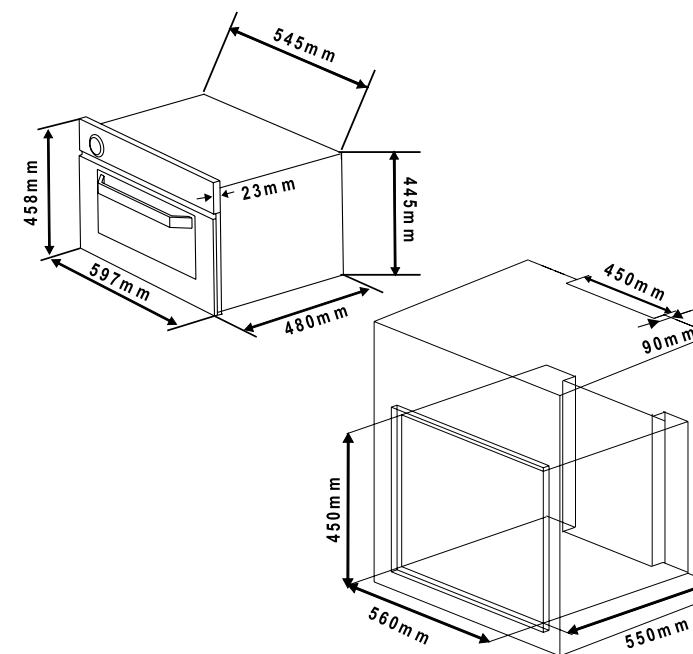


FS909G5SSD

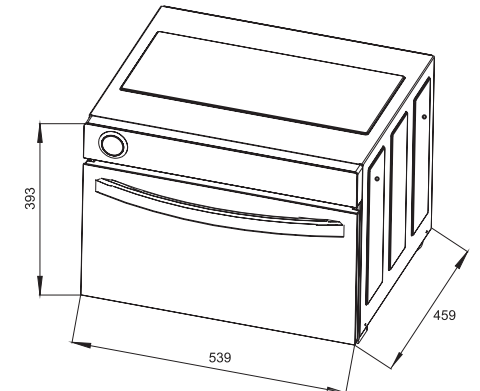


STEAM OVENS

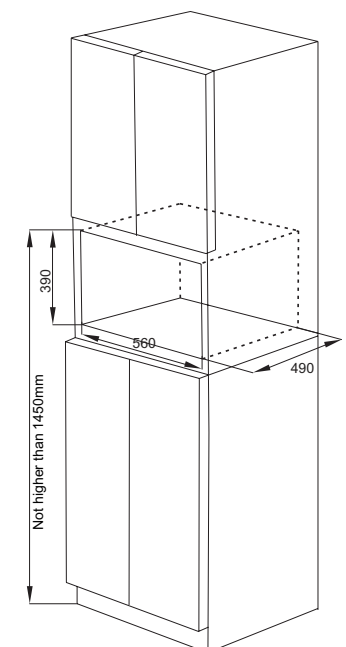
CSO45SBI, CSO45BBI



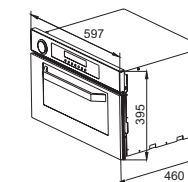
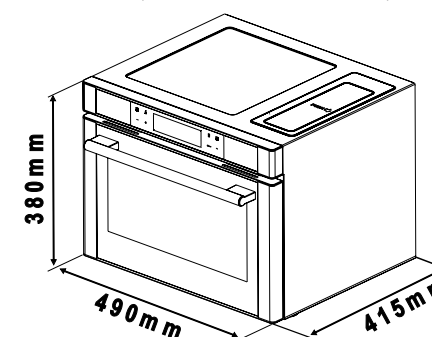
SO633BBFS, SO633WWFS



SO60SBBI, SO60BBBI

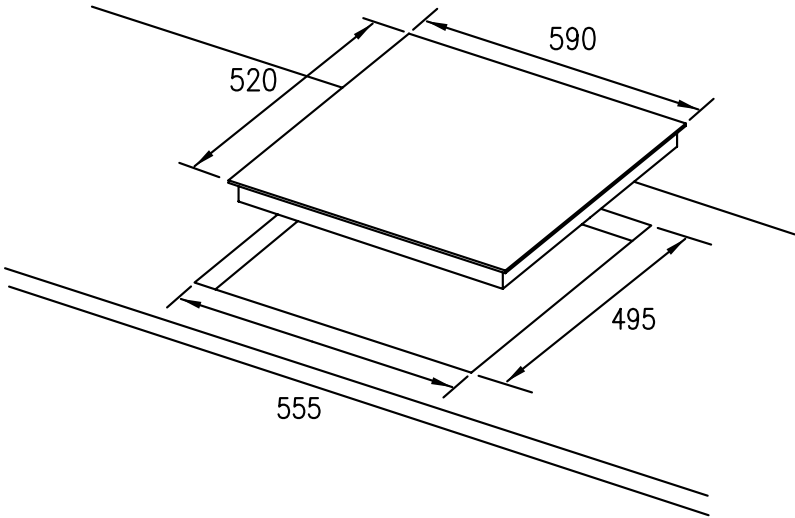


CSO28SBFS, CSO28ABFS, CSO28RBFS

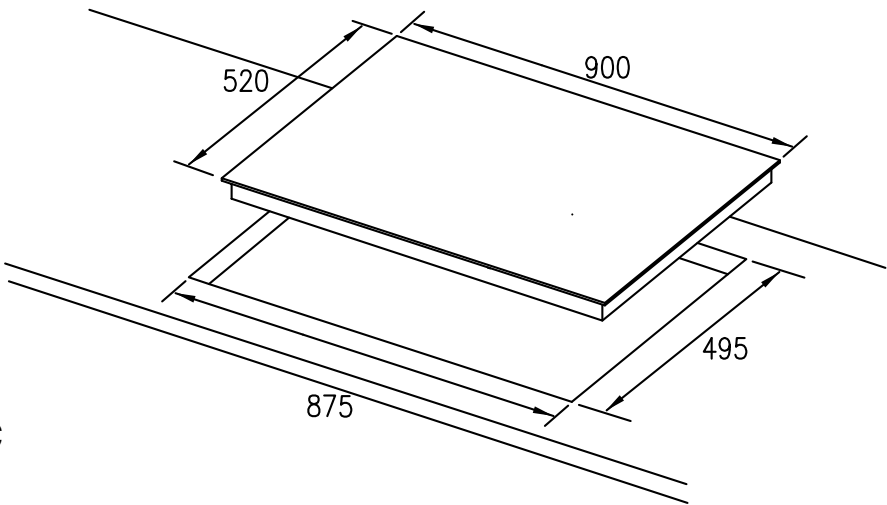


COOKTOPS

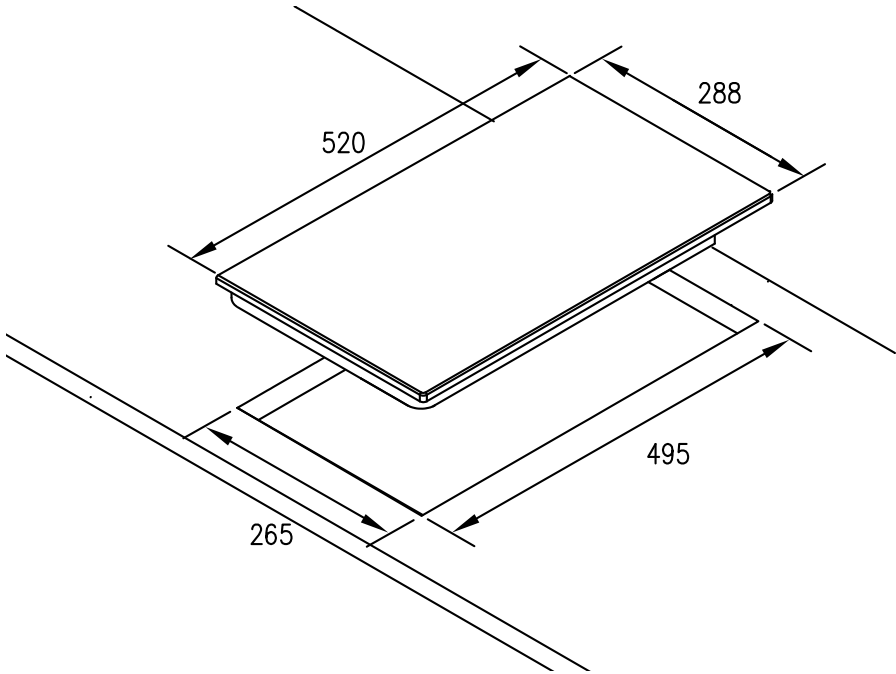
IC603GKB



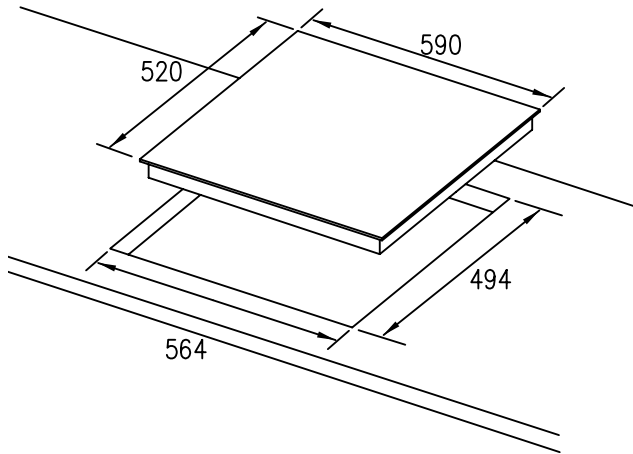
IC904GKF



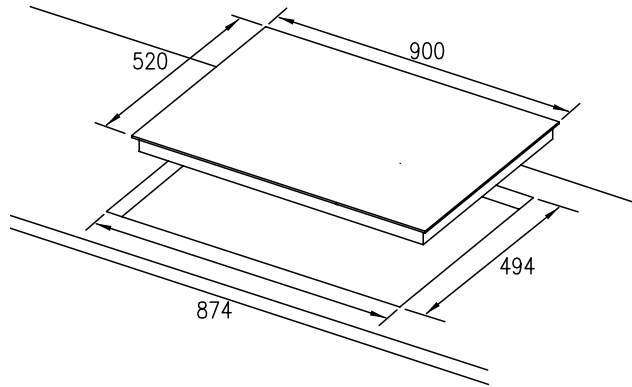
CC302GC



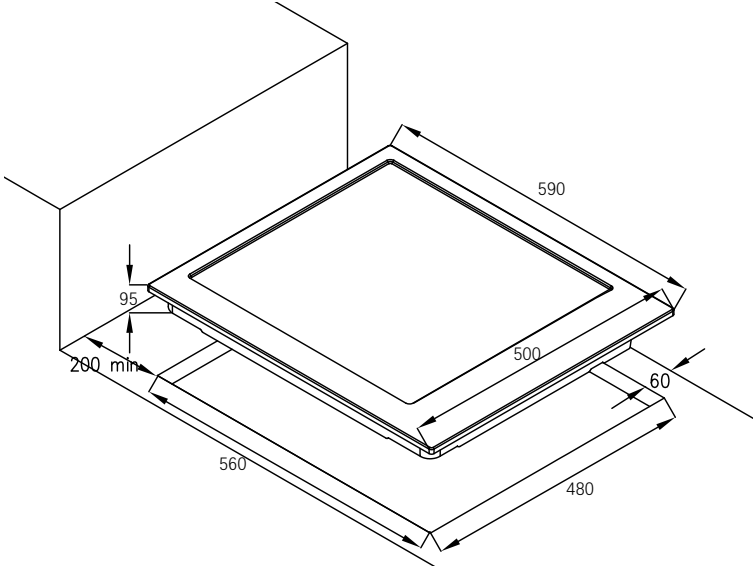
CC604MK, CC604MBT



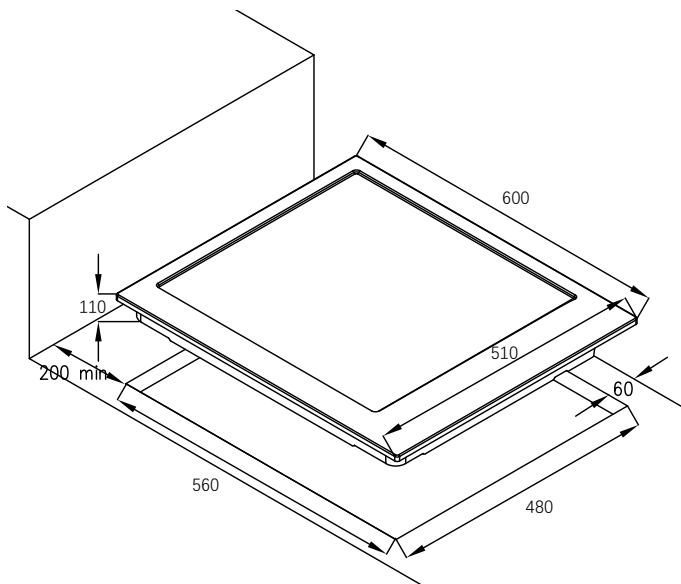
CC905MBT



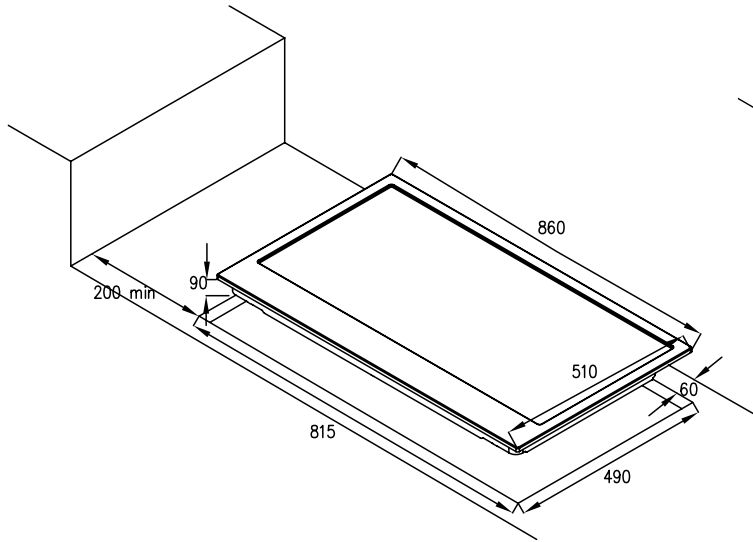
GC604MSFE, GC604MSFC



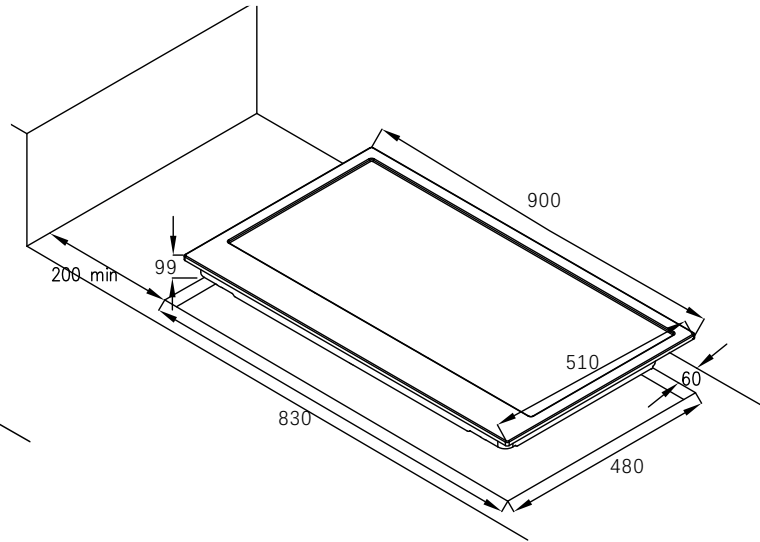
GC604MBFC



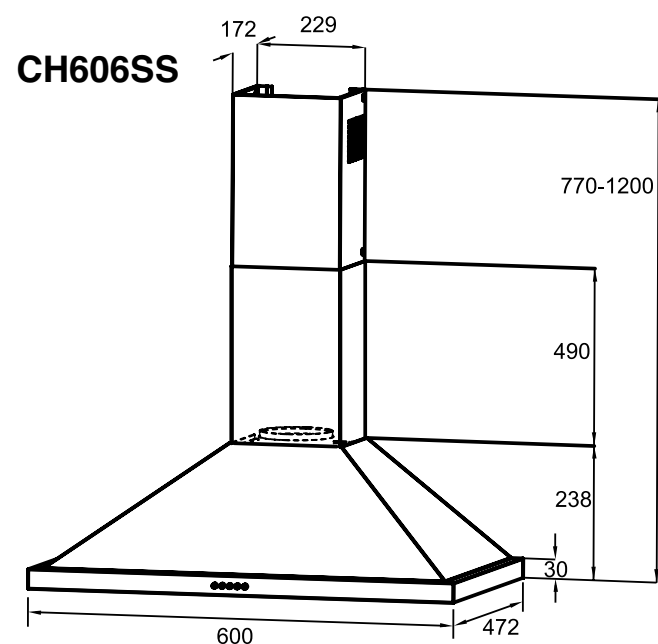
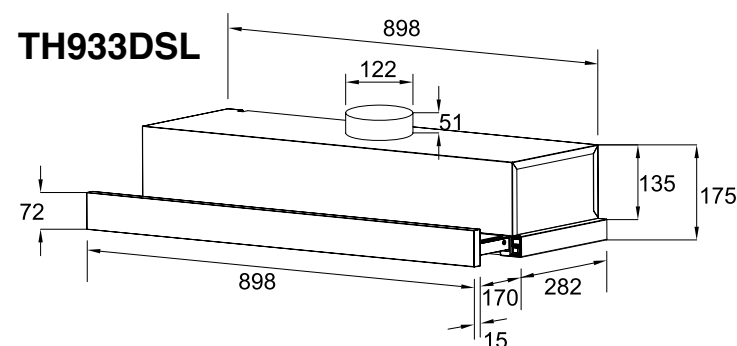
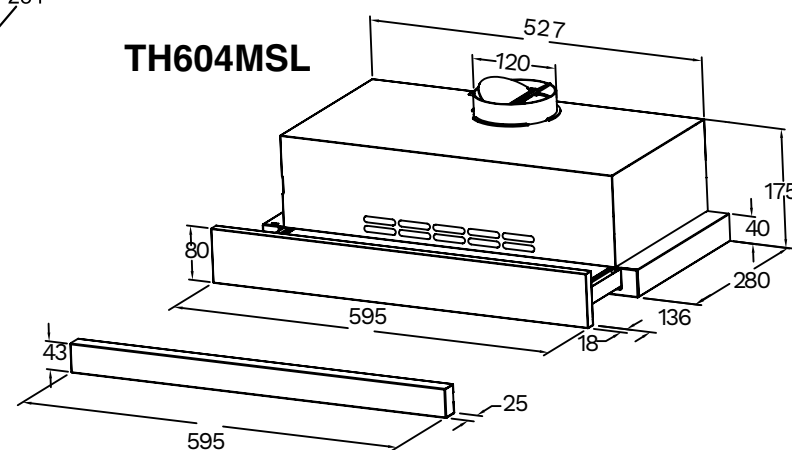
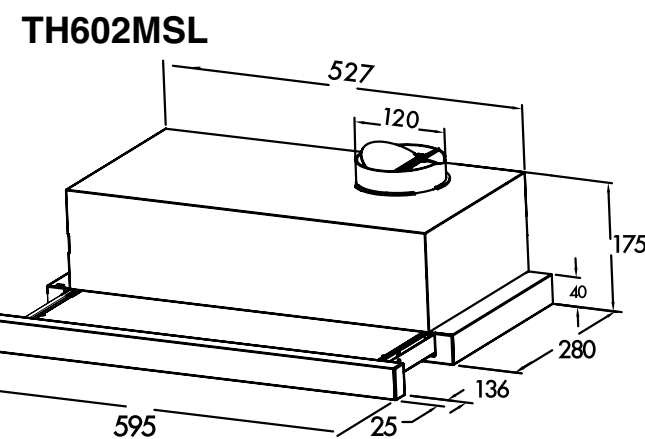
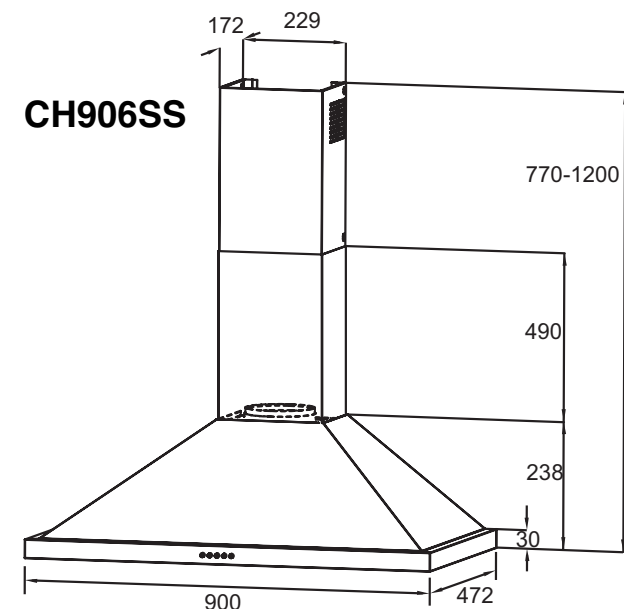
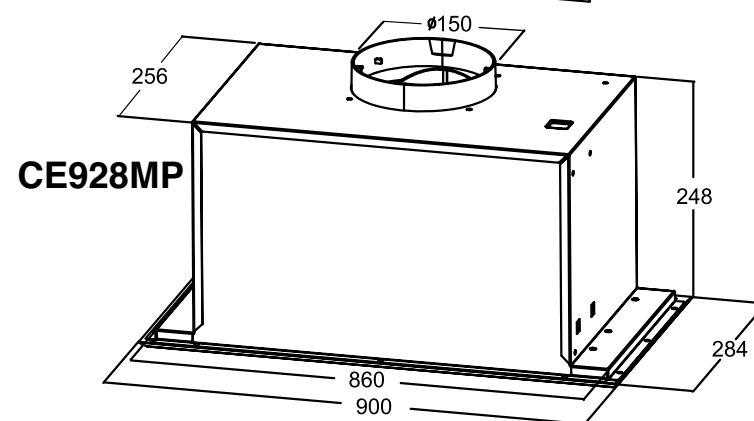
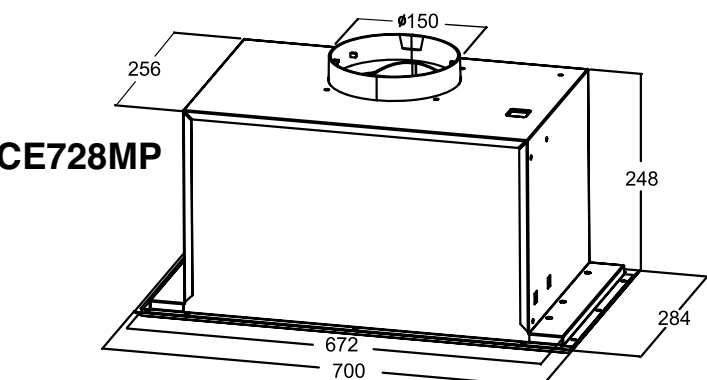
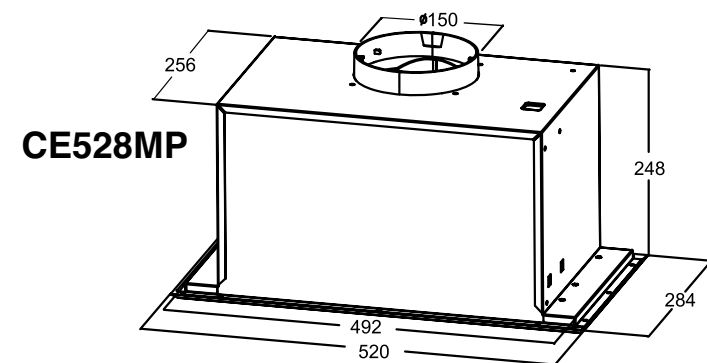
GC905MSFC



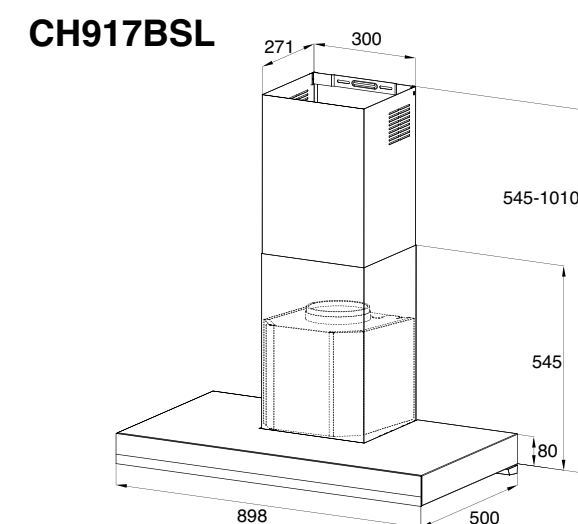
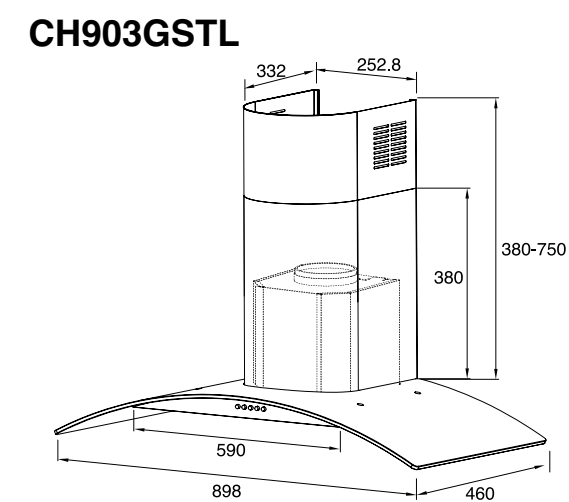
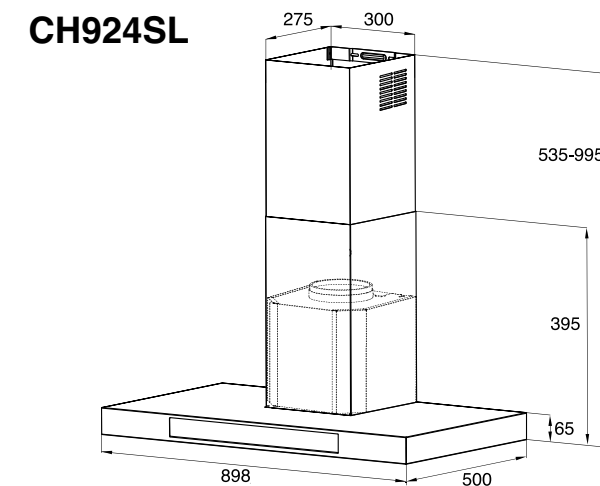
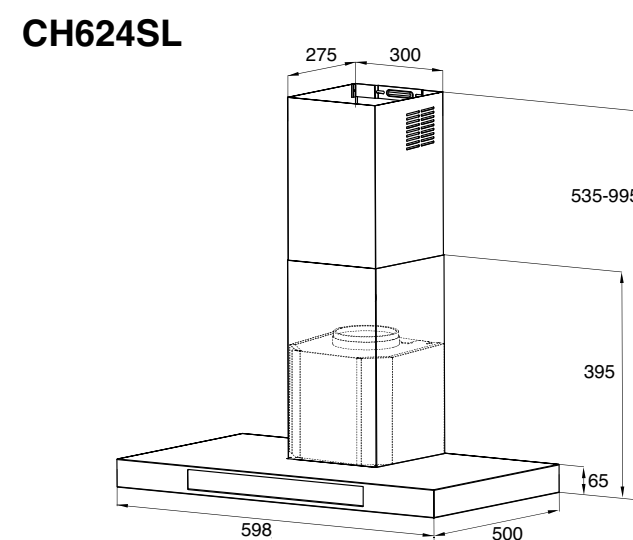
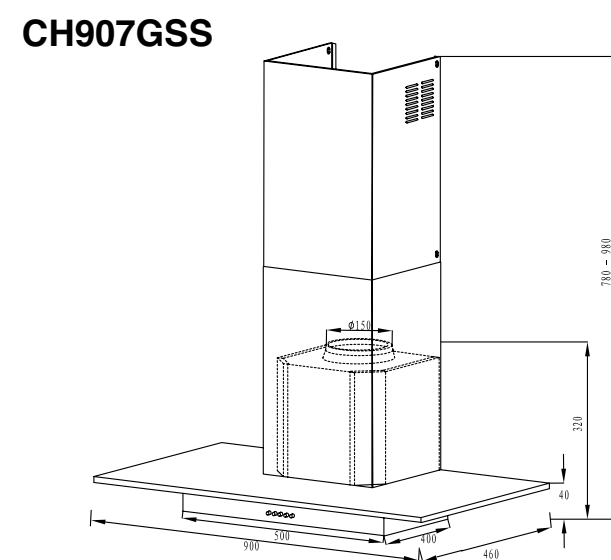
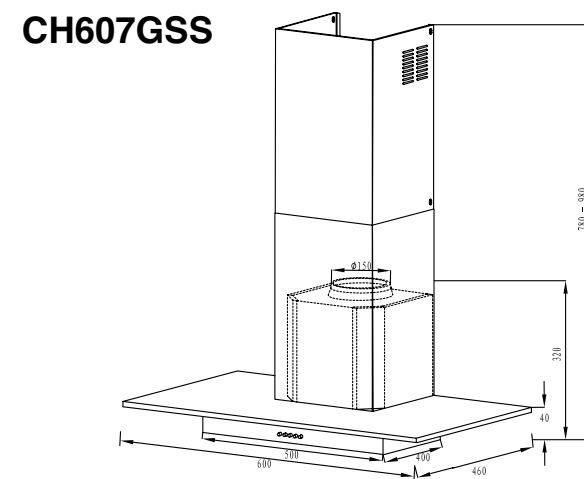
GC905MBFCC



RANGEHOODS

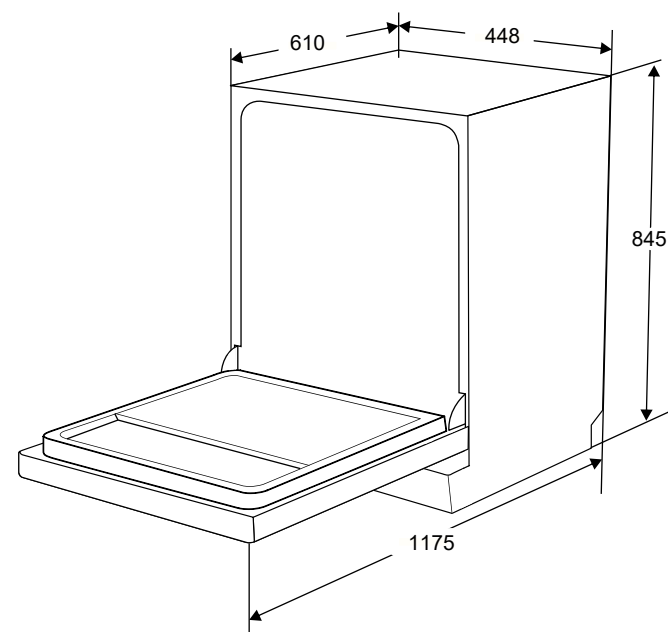


RANGEHOODS

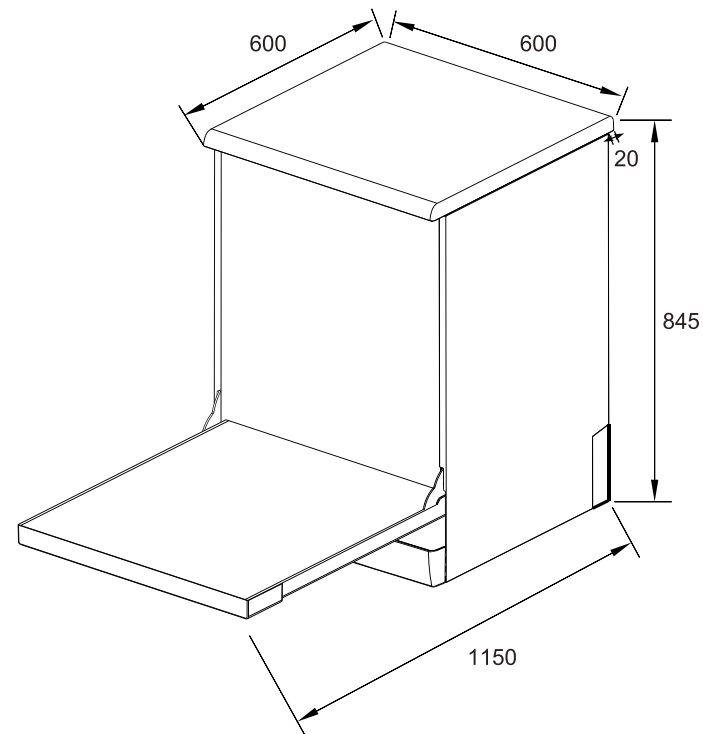


DISHWASHERS

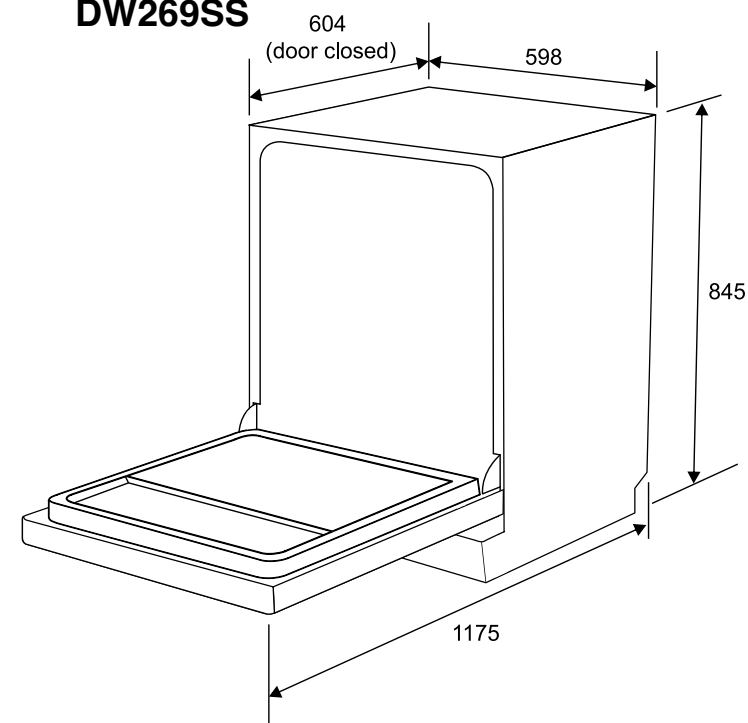
DW45DMS




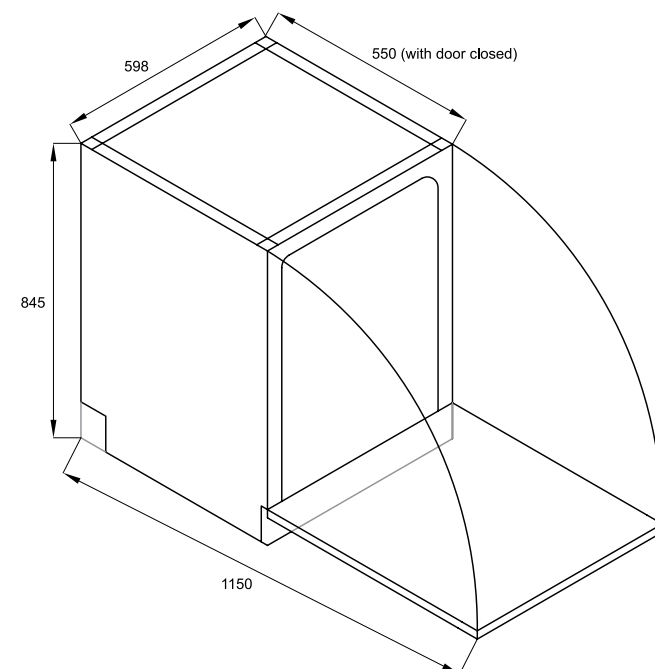
DW365DGS



DW269SS



DW360FI



DiLUSSO
APPLIANCES



DiLUSO

A P P L I A N C E S

SHINDA AUSTRALIA PTY LTD
Unit 7, 9 Mavis Street, Revesby
NSW 2212 Australia

P 1300 358 770 | **P** 02 9773 7388 | **F** 02 9773 7399

W www.dilussoappliances.com.au

